



**Hero Homes**

Mohali Phase - 3

PBRERA Registration No. : PBRERA-SAS81-PR1114  
[www.rera.punjab.gov.in](http://www.rera.punjab.gov.in)



WELCOME TO

**Parkside Life**

# Chairman's Message

---



**MR. SUNIL KANT MUNJAL**

Chairman, Hero Enterprise

As a principle, we have three criteria in mind before engaging in a new business. First, the venture needs to be something one of us is passionate about. Second, it needs to be in an area where we can create a positive social impact. Finally, it must be a venture that can get to a leadership position.

Housing in India is both, a serious social challenge, and a great economic opportunity. It is a social challenge because the country's population has grown exponentially, yet many citizens do not have the privilege of calling a home their own. It is a great economic opportunity because when housing projects roll out, it has great multipliers in terms of economic activity since an estimated 150 plus industries are linked to this sector and it also creates a large number of jobs at every level of skills.

This phenomenal socio-economic impact has strengthened our conviction to commit ourselves to the business of building homes and community development. The Hero Homes venture is an outcome of this commitment.

# A Hero's Promise

---

## Glory Lies In A Promise Fulfilled

Anybody can make promises, but what separates a Hero's Promise from an ordinary promise is the commitment that transforms promises to reality. And this steadfastness towards promises defines Hero Realty as an organization that is completely dedicated to its customers, employees, partners, and the society.

Being a part of the renowned business house Hero Enterprise, our work ethos is guided by the strong group values of Trust, Care, and Nurture. These values are at the core of delivering modern, elegant homes to customers on time, while making a positive impact on the environment.

Our development philosophy is based on four design pillars.

Fitness | Sustainability | Community | Creativity

These four parameters help in adding distinctive features to the homes that lead to an enriched lifestyle for you

# Parkside Living. Experience More Life.

---

At Hero Homes, Parkside Life goes beyond the greenery, it's a philosophy of spacious living designed around what truly matters. It's about waking up to parks, tree-lined views and creating room for connection, wellness and celebration. Here, more space means more opportunities.

Shared laughter on generous balconies, quiet reflection on yoga decks or hosting memories in grand, thoughtfully crafted spaces. It's about luxury that breathes, where every square foot invites elegance and ease.

This isn't just a home. It's a rare privilege. A statement of arrival. A world shaped for those who seek more than comfort - they seek legacy.

**Because a home isn't defined by square feet, but by the joy and togetherness shared within it**





Artistic Impression

# More Convenience

---

Emerging as India's top development zones, Mohali has been rated as the top city in Punjab. It offers excellent connectivity to key destinations along with outstanding public infrastructure. Experience a new standard of convenience with Hero Homes, Mohali, perfectly located in Sector 88 with unmatched accessibility to all that matters.



Chandigarh  
International Airport

**14 Kms**



ISBT 43  
Chandigarh

**7 Kms**



Railway Station  
SAS Nagar

**8 Kms**



Judicial Court  
Complex

**1 Km**



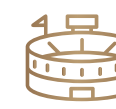
Fortis  
Hospital

**5 Kms**



CP67  
Mall

**5 Kms**



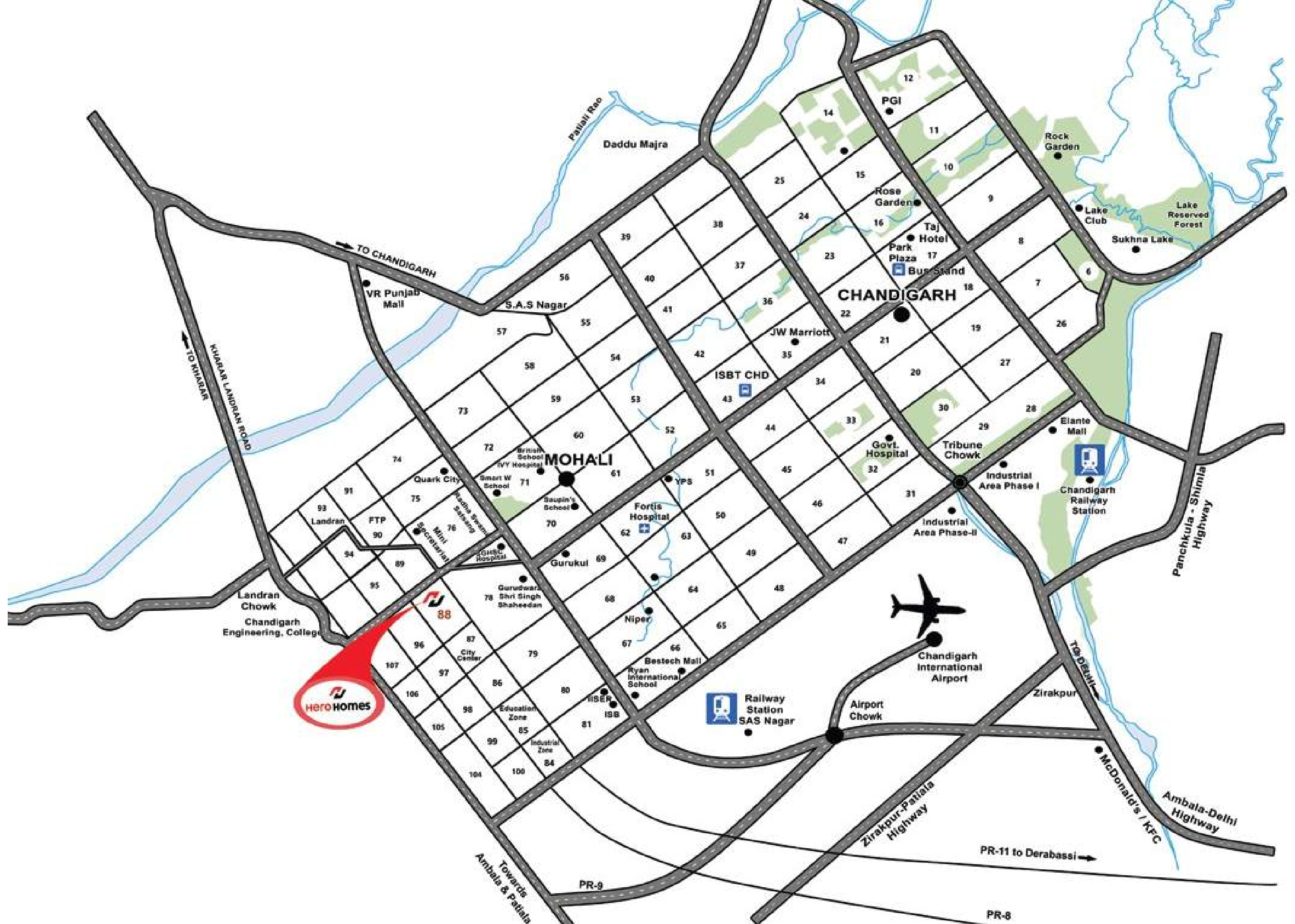
PCA  
Stadium

**6 Kms**



Manav Mangal  
Smart School

**1 Km**



# More Refined Living

---

## Welcome to Park Residency, Tower 1 & 9 at Hero Homes, Sector 88

Park Residency is designed to embody a modern and mindful lifestyle. The thoughtfully crafted residences are complemented by vibrant communal spaces. Every corner exudes comfort, style, and purpose. Here, you'll experience a harmonious blend of contemporary design and wellness-focused amenities, suited for an ideal environment for a balanced and enriching life







Artistic Impression



More Lifestyle

---


# Lounge @ Park Residency

---

Every space, every feature is designed to offer more of what matters most: comfort, wellness, and a sense of belonging. We believe your home should enrich your life far beyond the four walls.

That's why we've designed the Lounge @ Park Residency, a sprawling 25,000 sq. ft. area exclusively for residents. Here, you'll find more space to unwind, more room to connect, more ways to relax, celebrate, and grow. Whether it's a quiet evening with a book, an energizing workout, or a vibrant get-together with friends, this exclusive lifestyle hub is your personal gateway to more experiences, more fulfillment, and more joy.

**More Reasons To Love Where You Live.**





Artistic Impression

## Double Height Lobby

The Double Height Lobby rises with striking elegance, instantly capturing attention. It creates a powerful first impression, echoing the grandeur that flows throughout the building



Artistic Impression

## Yoga & Meditation Area

The serene Yoga & Meditation Area is thoughtfully designed to restore balance and inner calm. Surrounded by nature, it invites you to pause, breathe and reconnect with yourself.



## Terrace Garden

The Terrace Garden adds a touch of natural beauty to elevated living, transforming open spaces into lush, green sanctuaries. It reflects our commitment to sustainable design and maximising greenery at every level.



Artistic Impression

## Zumba & Aerobics Studio

The Zumba & Aerobics Studio is a vibrant fountain of health and fitness, energizing residents with every beat and movement. It's a dynamic space designed to inspire vitality and wellbeing.



Artistic Impression

## Business Center

No need to step out for weekend catch-ups or quick meetings. Thoughtfully designed for the modern, work from anywhere life, this space brings focus, flexibility and productivity just a few steps from home.





Artistic Impression

## Indoor Gaming Zone

The Indoor Gaming Zone offers a vibrant space for recreation and fun, perfect for all age groups. Its designed to foster social interaction and relaxation within a lively environment.



Artistic Impression

## Indoor Kids' Play Area

The Indoor Kids' Play Area creates the perfect setting for children to mingle, play and build friendships. It encourages group activities and interactive games in a secure environment.



Artistic Impression

## Balcony View

Enjoy 6 ft. balcony that open up to the view of majestic Shivalik Hills and breathtaking scenery



Artistic Impression

# Lobby Cafe

More than just a place to grab a coffee, the Lobby Café is your daily retreat to unwind, connect, and enjoy every moment in effortless style



More Comfort \_\_\_\_\_

# More Thoughtful Features

---



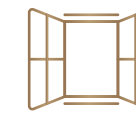
Crafted with care, your home blends timeless materials with modern intelligence, marble underfoot, sunlight through panoramic windows and smart features that simplify every day. From Shivalik-facing balconies to modular kitchens and secure digital locks, every element reflects a deeper understanding of what truly makes life better.



Marble  
Flooring



6 ft. Wide  
Balconies



Doors & Windows  
with DGU\*



Shivalik View  
From Balcony



Smart Door  
Locks



Modular Kitchen with  
Hob & Chimney



LIVING & DINING ROOM

Artistic Impression



MASTER BEDROOM

Artistic Impression





MODULAR KITCHEN



BEDROOM

Artistic Impression



MASTER TOILET

Artistic Impression



# Overall Project Details

---

# More Balance

Hero Homes Mohali is designed to bring more balance to your life, where modern living meets mindful design. Surrounded by lush green spaces and equipped with wellness-focused amenities, it offers the perfect harmony of work, play, and relaxation. From serene landscapes to vibrant social zones, every element encourages a lifestyle that nurtures both body and mind, helping you find your rhythm in a fast-paced world



Quality & Design Excellence



Climate Responsive Master Plan



Prime Location



85% Open & Green Area



22500 Sq.Ft. Clubhouse



5 Entrances to the Project



Adherence to Vastu Principles



IGBC Gold Rating



Overlooking 4.3 Acres of GMADA park greens



Smart traffic flow ensures separation of traffic from green and recreational areas





Artistic Impression



Artistic Impression

# More Recreation



---

Welcome to Club Amara, our magnificent 22,500 sq.ft.\* clubhouse, a perfect blend of luxury and leisure, offering residents a space to unwind, socialize and indulge



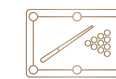
Gym



Yoga & Meditation  
Area



Spa & Sauna



Pool Table



Swimming Pool



Board Games



Multipurpose  
Hall



Restaurant



Squash Court

\*22,500 Sq.Ft. = 2090.31 Sq.Mtr. Approximately





# More Greens

With more than 85% open and green area you can step away from the city's endless loop and step into a world where nature paints the view and the breeze hums your favorite tune. At Hero Homes, Mohali, life flows freer, greener and better.



Jogging Track



Cycle Track



Wide Roads



Zen Garden



Maze Garden



Ampitheatre



Tree House



Chess Garden



Fruit Boulevard





Artistic Impression

# Site Plan

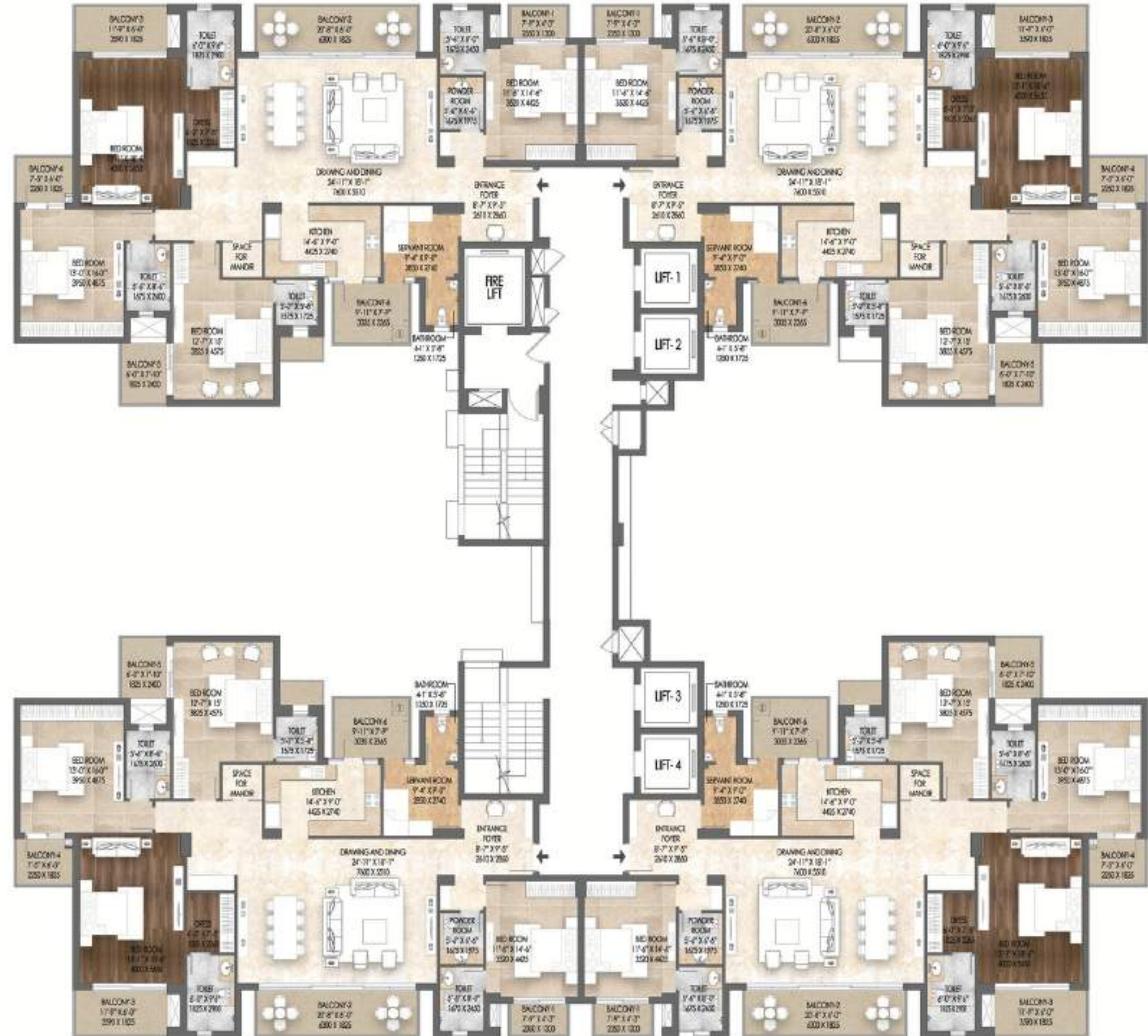



- 1. Parking
- 2. Drop Off
- 3. Court
- 4. Lawn
- 5. Cycling Track
- 6. Yoga Lawn
- 7. Out Door Gym
- 8. Celebration Lawn
- 9. Basketball Court
- 10. Kids' Play Area
- 11. Community Garden
- 12. Reflexology
- 13. Seating area
- 14. Chess Board
- 15. Maze
- 16. Club Lawn
- 17. Swimming Pool
- 18. Kids' Pool
- 19. Change Rooms
- 20. Pool Deck
- 21. Club
- 22. Water body
- 23. Cricket Pitch
- 24. Skating Rink
- 25. Tennis Court
- 26. Tree House
- 27. Control Room
- 28. Main Entrance Gate
- 29. Entrance Water Body

**LAND AREA**  
18.49 Acres (74,826 Sq.Mtr.)

**NEW TOWERS AREA**  
2.4 Acres (9,712.45 Sq.Mtr.)

# New Tower Cluster Plan



No. of Floors - G+22

Units Per Floor - 4

# New Tower Unit Plan

**4 BHK + Utility**

**Super Area - 3490 Sq.ft.**  
(324.23 Sq.Mtr.)

**Carpet Area - 2108 Sq.ft.**  
(195.83 Sq.Mtr.)

**Built-Up Area - 2326 Sq.ft.**  
(216 Sq.Mtr.)

**Balcony Area - 395 Sq.ft.**  
(36.69 Sq.Mtr.)



# Specifications

|                                 | FLOORING                  | WALLS   | CEILING | Doors   | WINDOWS   | OTHERS  |
|---------------------------------|---------------------------|---|---------|---|---|---|
| Living Room with Entrance Foyer | Marble                    | Acrylic Emulsion Paint                                    | OBD     | Main Door_Flush door with Veneer on both sides      | UPVC DW with toughened glass and net shutters                     | 1. Smart Doorbell 2. Keyless door lock  |
| Master Bedroom                  | Laminated Wooden Flooring | OBD   | OBD     | Flush door with laminate on both sides              | UPVC DW with toughened glass and net shutters                     |   |
| Other Bedrooms                  | Vitrified Tiles           | OBD   | OBD     | Flush door with laminate on both sides              | UPVC DW with toughened glass and net shutters                     |   |
| Kitchen                         | Anti-skid Ceramic Tiles   | OBD, Ceramic Tiles up to 2 feet above the kitchen counter | OBD     | Flush door with laminate on both sides              | UPVC DW with toughened glass and provision of exhaust fan         | Granite counter with double bowl sink Modular kitchen with hob & Chimney Provision of electric point and water connection |
| Master Toilet                   | Anti-skid Ceramic Tiles   | Ceramic tiles in dado                                     | OBD     | Flush door with laminate on both sides              | UPVC Ventilator with toughened glass and provision of exhaust fan | Shower Partition Glass Vanity Counter   |
| Dress                           | Same as Room              | OBD   | OBD     | NA  | NA  |   |
| Other Toilets                   | Anti-skid Ceramic Tiles   | Ceramic tiles in dado                                     | OBD     | Engineered wooden doors with laminate on both sides | UPVC Ventilator with toughened glass and provision of exhaust fan | Vanity Counter Basin  |
| Servant Room                    | Vitrified Tiles           | OBD   | OBD     | Engineered wooden doors with laminate on both sides | UPVC DW with toughened glass and provision of exhaust fan         |   |
| Servant Room Toilet             | Anti-skid Ceramic Tiles   | Ceramic tiles in dado                                     | OBD     | Engineered wooden doors with laminate on both sides | UPVC Ventilator with toughened glass                              |   |
| Puja Niche                      | Same as Living/Dining     | OBD   | OBD     | NA  | NA  |   |
| Balconies                       | Anti-skid Ceramic Tiles   | External textured paint finish                            | OBD     | NA  | NA  | SS railing with toughened glass except utility balcony  |

## ELECTRICALS

ISI Marked PVC Conduit and Copper Wire with Modular Switch and Sockets

## CP FITTINGS & CHINAWARE

CP Fittings & Chinaware of renowned brands like Kohler, Roca, Jaquar or equivalent as per approved designs

## COMMON AREAS

Double Height Ground Floor Entrance Lobby in Marble Typical Floor Lobbies to Have Tile Flooring Five Lifts with MS Power Coated Finish Including a Stretcher Lift

## UNIT

Split AC in all Rooms



Artistic Impression





MOHALI PHASE - 3

Sector - 88

RERA Registration No. : PBRERA-SAS81-PR1114 | [www.rera.punjab.gov.in](http://www.rera.punjab.gov.in)

Disclaimer: All the views are artistic impressions & are subject to change at the sole discretion of the Promoter. The fixtures & interiors shown inside the apartment are not the part of standard apartment. Promoter urges every applicant to inspect the project site and, therefore, requests to make personal judgment prior to submitting an application for allotment. Unless otherwise stated, all the images, visuals, materials, and information contained herein are purely creative/artistic and may not be actual representations of the product and/or any amenities. Further, the actual design may vary in the fit and finished form, from the one displayed above. The dimensions specified, if any, are inclusive of wall-to-wall measurements, excluding finishing margins. Potential offsets within rooms may occur due to structural elements.

This brochure is purely conceptual, illustrative, and used for indicative purposes only and not a legal offering. Nothing contained herein constitutes an invitation to an offer, an offer, provisional or final allotment and does not form part of any legally binding agreement/ contract and/or commitment of any nature by the Promoter. All digital/printed material/ representations, plans, specifications, artistic renderings, images (other than actual images), areas, sizes, shapes and positions and whatever facilities amenities, recreational areas, as shown are merely artistic impressions. No warranty is expressly or impliedly given that the completed development will comply in any degree with such artistic impressions/digital material, representation, artistic renderings and images as depicted/shown herein. Viewers/Recipients are advised to exercise their discretion in relying on the information described /shown herein and only after thorough understanding about the Project and taking appropriate advice, take further decision regarding/in relation to the Project.

\*Rate mentioned above, if any, does not include GST and other statutory charges as applicable. T & C Apply. 1 sq. mt. = 10.7639 sq. ft.

HERO REALTY PRIVATE LIMITED

264, Okhla Phase III, Okhla Industrial Area, New Delhi, Delhi - 110020.

[www.herohomes.in](http://www.herohomes.in)