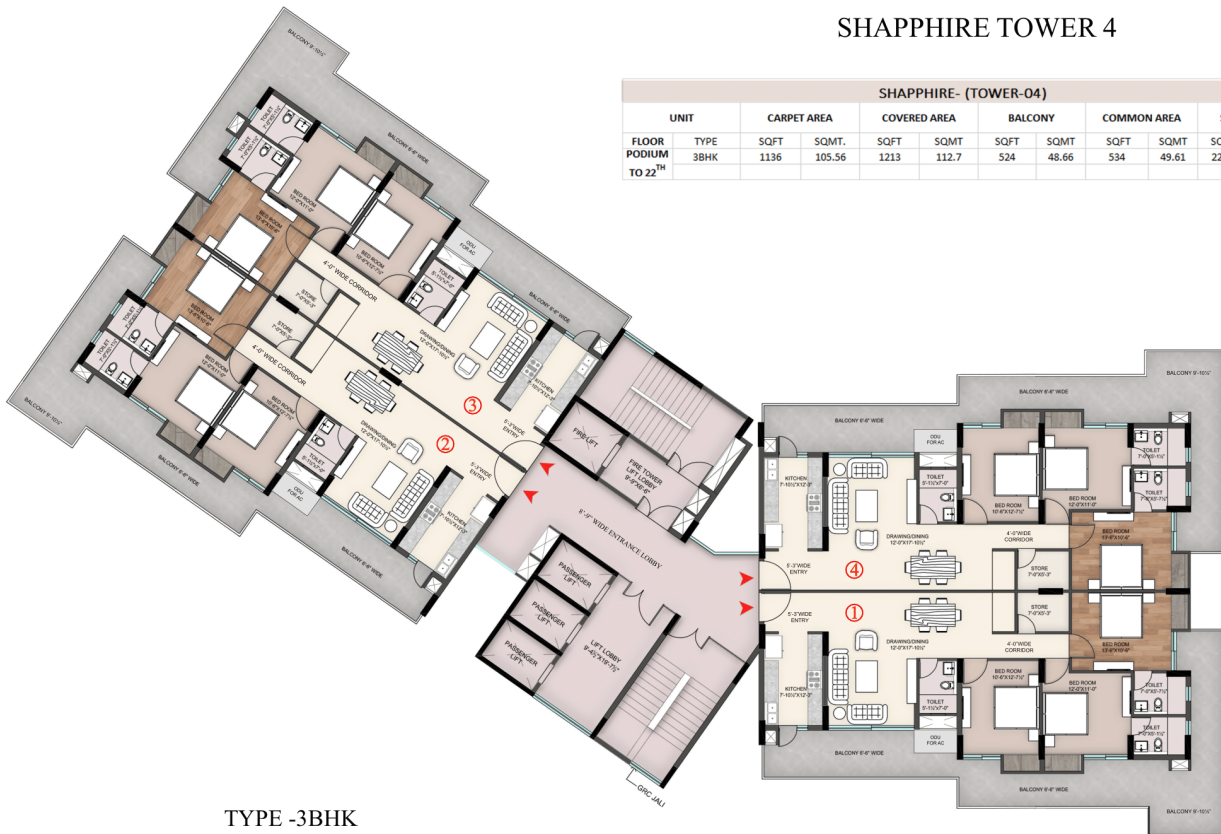


SHAPPHIRE TOWER 4

SHAPPHIRE- (TOWER-04)											
UNIT		CARPET AREA		COVERED AREA		BALCONY		COMMON AREA		SUPER AREA	
FLOOR	TYPE	SQFT	SQMT.	SQFT	SQMT.	SQFT	SQMT	SQFT	SQMT	SQFT	SQMT
PODIUM TO 22 TH	3BHK	1136	105.56	1213	112.7	524	48.66	534	49.61	2271	210.95



TYPE -3BHK

FLOOR PLAN AT 2,4,6,8,10,12,14,16,18,22

SHAPPHIRE TOWER 4

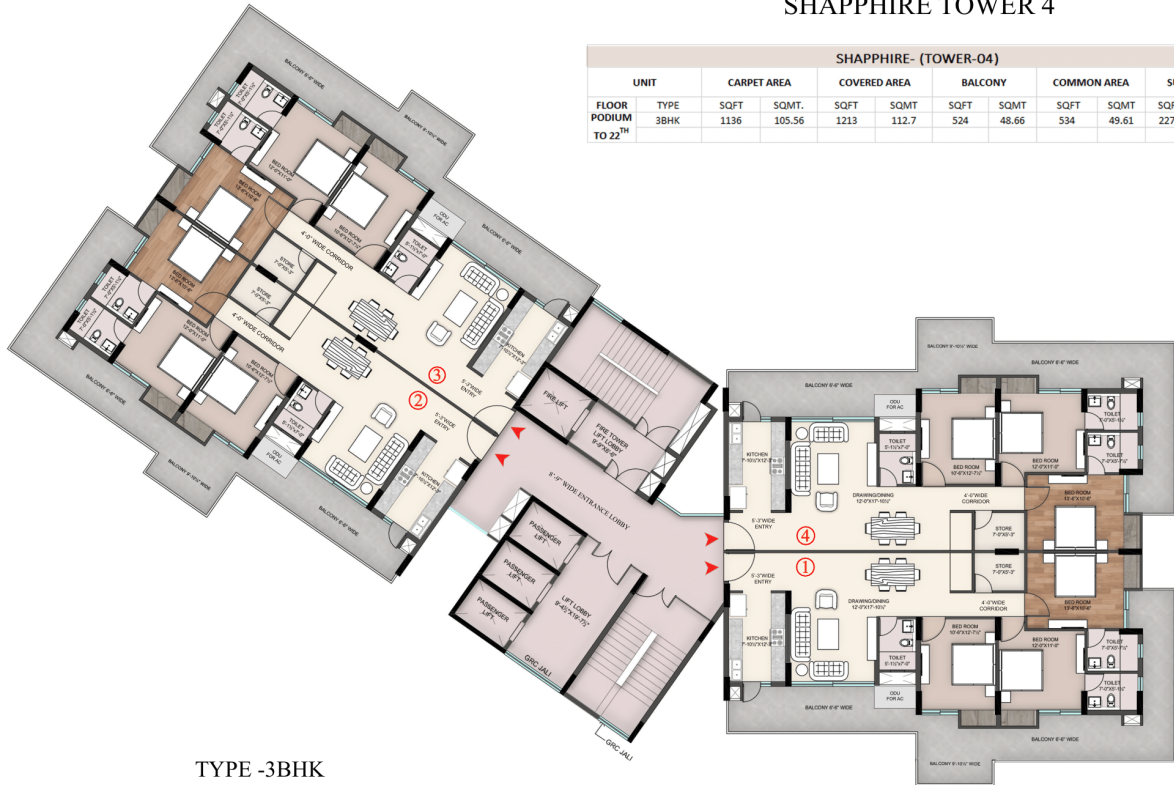
SHAPPHIRE- (TOWER-04)											
UNIT		CARPET AREA		COVERED AREA		BALCONY		COMMON AREA		SUPER AREA	
FLOOR	TYPE	SQFT	SQMT.	SQFT	SQMT.	SQFT	SQMT	SQFT	SQMT	SQFT	SQMT
PODIUM TO 22 TH	3BHK	1136	105.56	1213	112.7	524	48.66	534	49.61	2271	210.95



TYPE -3BHK

FIRST FLOOR PLAN

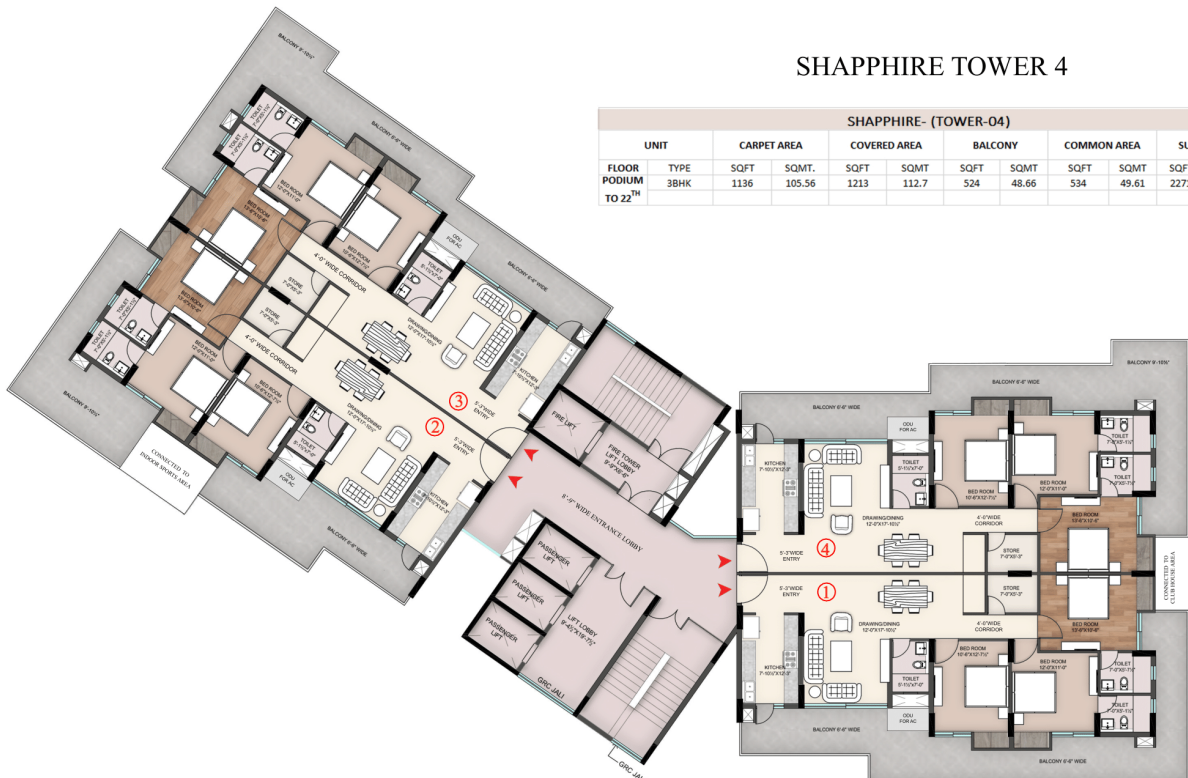
SHAPPHIRE TOWER 4



TYPE -3BHK
FLOOR PLAN AT 3,5,7,9,11,13,15,17,19,21

SHAPPHIRE- (TOWER-04)											
UNIT		CARPET AREA		COVERED AREA		BALCONY		COMMON AREA		SUPER AREA	
FLOOR	TYPE	SQFT	SQMT.	SQFT	SQMT	SQFT	SQMT	SQFT	SQMT	SQFT	SQMT
PODIUM TO 22 TH	3BHK	1136	105.56	1213	112.7	524	48.66	534	49.61	2271	210.95

SHAPPHIRE TOWER 4



TYPE -3BHK TYPICAL FLOOR PLAN AT
@GROUND / PODIUM LEVEL

SHAPPHIRE- (TOWER-04)											
UNIT		CARPET AREA		COVERED AREA		BALCONY		COMMON AREA		SUPER AREA	
FLOOR	TYPE	SQFT	SQMT.	SQFT	SQMT	SQFT	SQMT	SQFT	SQMT	SQFT	SQMT
PODIUM TO 22 TH	3BHK	1136	105.56	1213	112.7	524	48.66	534	49.61	2271	210.95