

A project by  **TREHAN**
MAKING LUXURY AFFORDABLE



URBAN SQUARE
GALLERIA MALL

A LANDMARK
DESTINATION.
A GREAT
INVESTMENT
OPPORTUNITY.

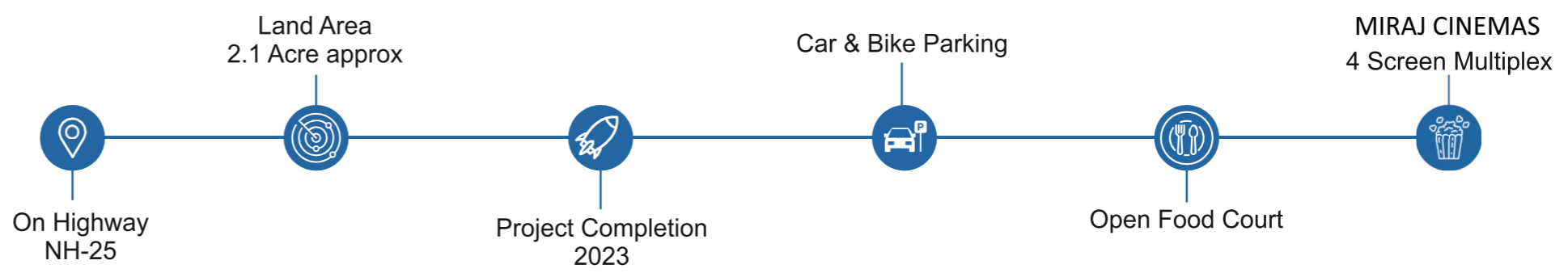
RERA NO - RAJ/P/2019/1031

About Shopping Mall

THE RISE OF A NEW LANDMARK IN ALWAR. URBAN SQUARE GALLERIA MALL.

Presenting Urban Square Galleria Mall. A mega and a modern hangout zone that is all set to be Alwar's new landmark. Not only this, it will also be Alwar's biggest food and entertainment destination.

Alwar is fast emerging as a real estate investment hub. Properties on Alwar bypass road are now the most sought after location for investment. First biggest township of Alwar Apna Ghar Shalimar and many other residential and commercial projects, Alwar is where all the action is.



URBAN SQUARE GALLERIA MALL



SHOPS | SHOWROOMS | 4 SCREEN MULTIPLEX
FINE DINING | FOOD COURT | HAAT BAZAAR

A MALL THAT HAS IT ALL!



The Galleria That is Galore with Non-stop Action.

Urban Square Galleria is the largest Food & Entertainment Destination of Alwar

Placed right in the heart of well settled colonies and family residences, the mall is all set to bask in the constant gaze of customers. For the first time a single destination offering a wide range of experience to its visitors:



World Class Cinematic Experience For the First Time in Alwar.

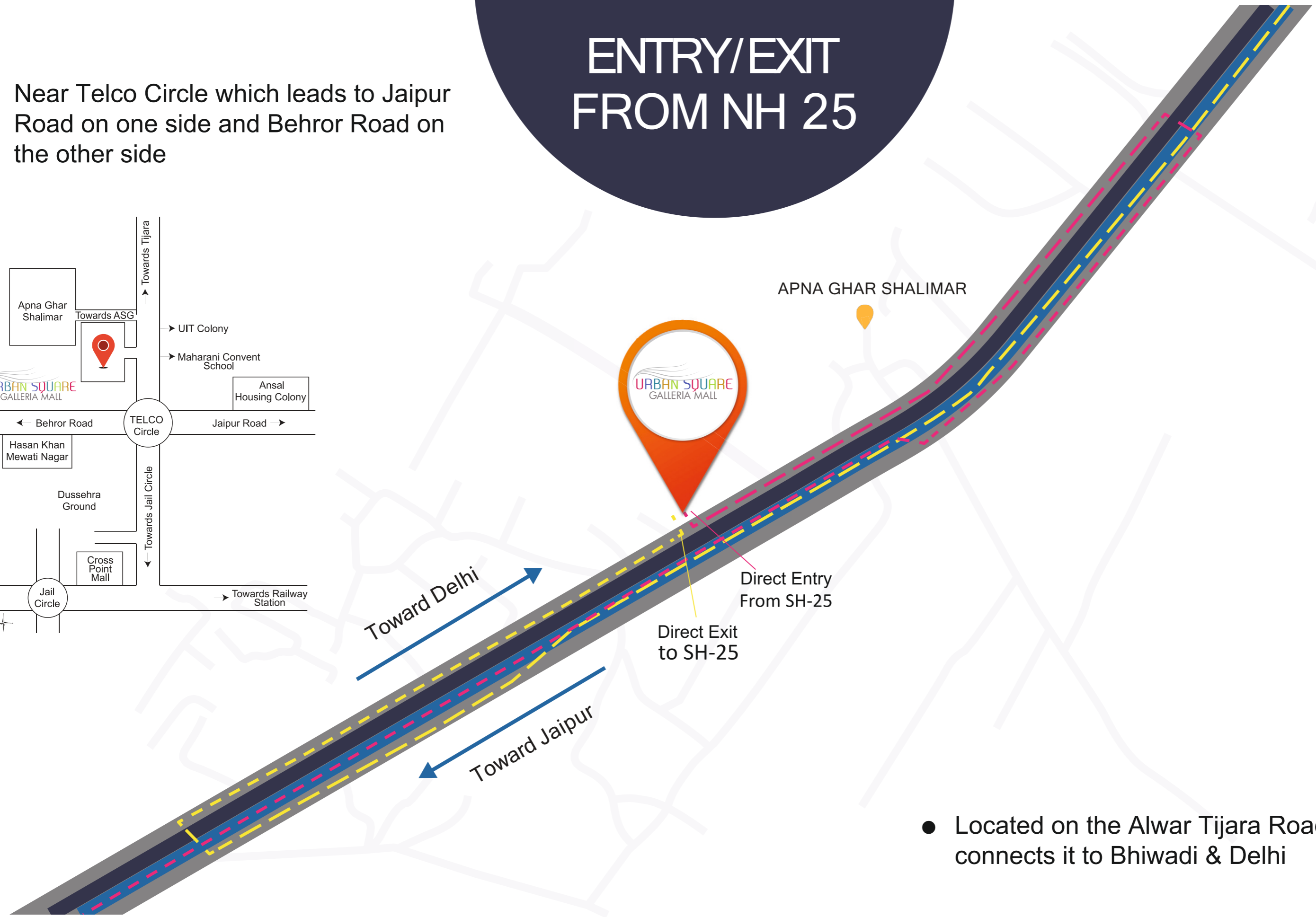
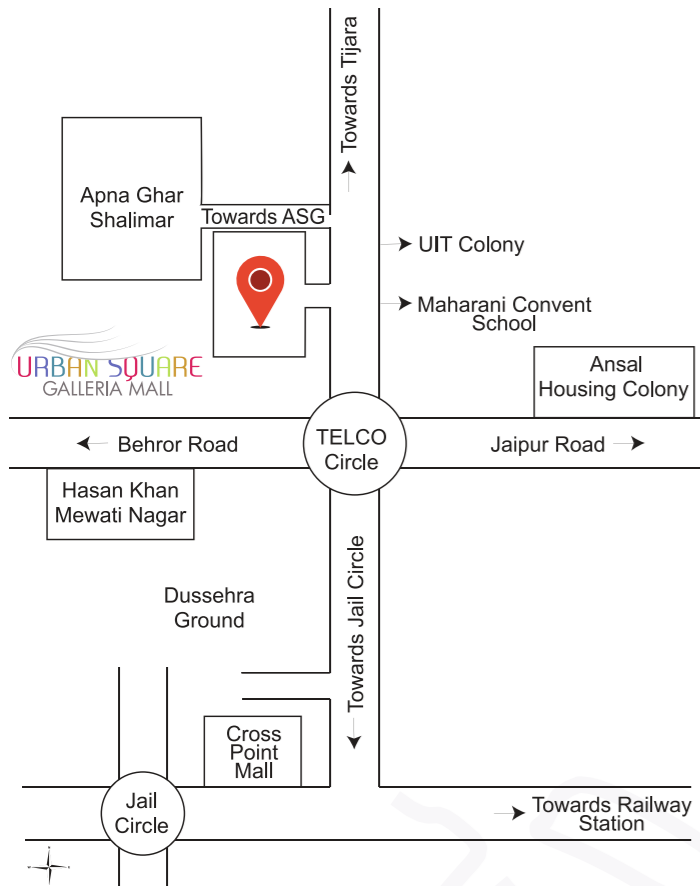
- World Class Cinema Viewing Experience with Inox.
- Global Retail Brands
- Locally Famous Haat Bazaar-Janpath Alwar
- Entertainment Zone For Kids
- Multi-Cuisine Restaurants

URBAN SQUARE GALLERIA MALL. WITH A LOT OF FIRSTS.



ENTRY/EXIT FROM NH 25

- Near Telco Circle which leads to Jaipur Road on one side and Behror Road on the other side



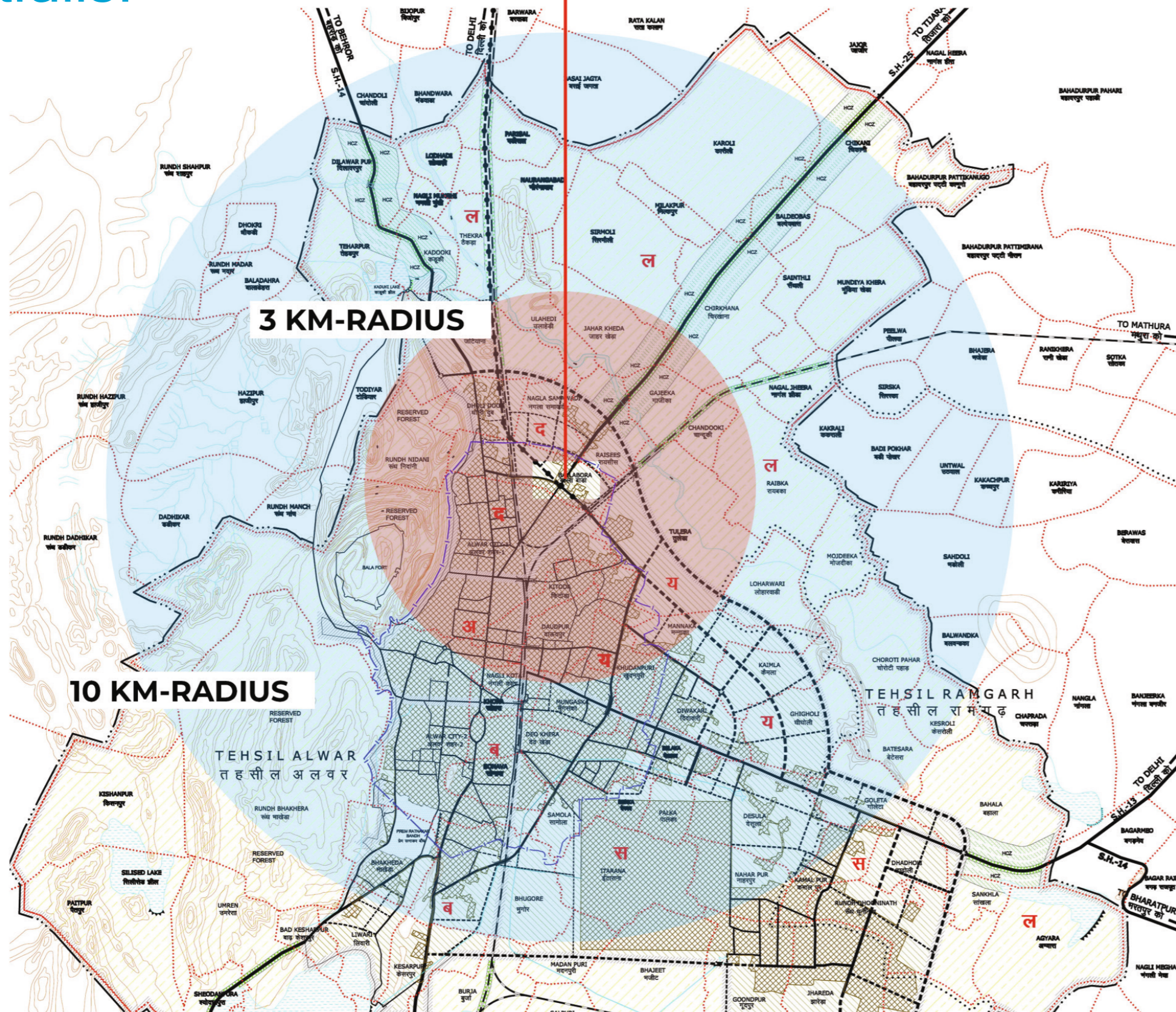
- Located on the Alwar Tijara Road that connects it to Bhiwadi & Delhi

Surrounded by Residential Colonies

with more than **50,000 people**
living in the proximity

The Location Advantage Gives Guaranteed Footfalls.

URBAN SQUARE
GALLERIA MALL



IMMEDIATE CATCHMENT

Approx Population of 50000
Apna Ghar Shalimar Spread over -350 Acre

PRIMARY CATCHMENT IS AROUND 3 KM

Approx Population of 250000
Travel tim -5 to 10 Minutes
High- Density Area Near Telco Circle

SECONDARY CATCHMENT

Approx Population of 450000
Travel Time 15 to 30 Minutes
Full High- Density Alwar City

Close proximity to colleges like

- Laxmi Institute of Technology: LIT
- Northern Institute of Engineering Technical Campus
- Lords University
- Lords International College of Pharmacy
- MITRC

5 mins drive from Jail Circle and 10 mins drive from the railway station



Matsya Industrial Area (MIA)



URBAN SQUARE
GALLERIA MALL

Showroom Plan



Ground Floor



Proposed URBAN SQUARE GALLERIA
 at Alwar, Rajasthan.

Showroom Plan



First Floor




Proposed URBAN SQUARE GALLERIA
 at Alwar, Rajasthan.

Shops Plan



Second Floor




Proposed URBAN SQUARE GALLERIA
 at Alwar, Rajasthan.

Shops And Food Court



Third Floor



Proposed URBAN SQUARE GALLERIA
at Alwar, Rajasthan.

Multiplex



Fourth Floor



Proposed URBAN SQUARE GALLERIA
at Alwar, Rajasthan.



AREA STATEMENT URBAN SQUARE GALLERIA

UNIT NUMBER	DIMENSIONS	SUPER AREA		CORNER	ATRIUM	ROAD FACING
		SQM	SQFT			
S-001	14120 x 4335	96	1032	10%		25%
S-002	14020 x 3770	83	891			
S-003	14020 x 3310	73	785			
S-004	14020 x 3310	73	785			
S-005	14020 x 4960	107	1151			
S-006	10385 x 2570	42	450	10%	15%	
S-007	2400 x 5925	24	253	10%	15%	
S-008	4030 x 5925	37	395	10%	15%	
S-009	11745 x 5925	109	1171			
S-010	18770 x 4970	146	1572	10%	15%	
S-011	18770 x 4990	131	1408		15%	
S-012	20230 x 4900	154	1653			
S-012A	20230 x 3310	105	1127			
S-014	20230 x 3310	105	1127			
S-015	20230 x 3770	119	1279			
S-016	20325 x 4900	138	1482	10%		25%

UNIT NUMBER	DIMENSIONS	SUPER AREA		CORNER	ATRIUM	ROAD FACING
		SQM	SQFT			
S-101	14020 x 4335	96	1032			
S-102	14020 x 3770	83	891			
S-103	14020 x 3310	73	785			
S-104	14020 x 3310	73	785			
S-105	14020 x 4960	108	1165			
S-106	7385 x 2570	30	323	10%	15%	
S-107	6535 x 2570	27	292	10%	15%	
S-108	5925 x 2400	24	259	10%	15%	
S-109	4030 x 5925	37	395	10%	15%	
S-110	11745 x 5925	109	1173			
S-111	18770 x 4920	145	1557	10%	15%	
S-112	18770 x 4480	131	1406		15%	
S-012A	20230 x 4960	155	1672			
S-114	20230 x 3310	105	1127			
S-115	20230 x 3310	105	1127			
S-116	20230 x 3770	119	1279			
S-117	20230 x 4335	138	1482			

UNIT NUMBER	DIMENSIONS	SUPER AREA		CORNER	ATRIUM	ROAD FACING
		SQM	SQFT			
K-201	2640 x 4185	18	189			
K-202	2640 x 4185	18	198			
K-203	2640 x 4185	16	174			
K-204	2640 x 4185	16	174			
K-205	2640 x 4185	16	174			
K-206	2640 x 4185	16	174			
K-207	2640 x 4185	16	174			
K-208	2640 x 4185	16	174			
K-209	2640 x 4185	16	174			
K-210	2640 x 4185	16	174			
K-211	2640 x 4185	16	174			
K-212	2640 x 4185	16	174			
K-212A	2640 x 4185	16	174			
K-214	2640 x 4185	16	174			
K-214A	2640 x 4185	15	158			
K-215	2640 x 4185	18	189			
K-216	6140 x 3500	34	363	10%		
K-217	6140 x 3450	34	369			
K-218	6140 x 2300	23	249			
K-219	6140 x 2300	23	249			
K-220	6140 x 2300	23	249			
K-221	2960 x 2250	12	125	10%	15%	
K-222	3060 x 2250	12	124	10%	15%	
K-223	4115 x 2250	15	165	10%	15%	
K-224	4115 x 2300	15	165			
K-225	4115 x 2300	15	165			
K-226	4115 x 2300	15	165			
K-227	4115 x 2300	15	165			
K-228	4115 x 2300	15	165			
K-229	4115 x 2250	15	165	10%		
K-230	4115 x 2250	15	165	10%		
K-231	4115 x 2300	15	165			
K-232	4115 x 2300	15	165			
K-233	4115 x 2300	15	165			
K-234	4115 x 2300	15	165			
K-235	4115 x 2300	15	165			
K-236	4115 x 2250	15	165	10%	15%	
K-237	2400 x 5975	24	258	10%	15%	
K-238	3850 x 5875	37	394			
K-239	2515 x 5875	24	260			
K-240	2570 x 5875	25	266			
K-241	3095 x 5875	29	312	10%		
K-242	3255 x 2525	14	147	10%	15%	
K-243	3255 x 2360	12	134		15%	
K-244	3255 x 2240	12	127		15%	

UNIT NUMBER	DIMENSIONS	SUPER AREA		CORNER	ATRIUM	ROAD FACING
		SQM	SQFT			
K-245	3255 x 2300	12	132			
K-246	3255 x 2300	12	132			
K-247	3255 x 2300	12	132			
K-248	3255 x 2300	12	132			
K-249	3255 x 2300	12	132			
K-250	3255 x 3685	20	211	10%		
K-251	3255 x 3685	20	211	10%		
K-252	3200 x 2300	12	132			
K-253	3200 x 2300	12	132			
K-254	3200 x 2300	12	132			
K-255	3200 x 2300	12	132			
K-256	3200 x 2300	12	132			
K-257	3255 x 2240	12	127			
K-258	3255 x 2360	13	135			
K-259	3255 x 2525	14	147	10%		
K-260	2760 x 2525	12	126	10%		
K-261	2760 x 2300	10	113			
K-262	2760 x 2300	10	113			
K-263	2760 x 2300	10	113			
K-264	2760 x 2300	10	113			
K-265	2760 x 2300	10	113			
K-266	2760 x 2300	10	113			
K-267	2760 x 2300	10	113			
K-268	2760 x 3685	17	180	10%		
K-269	2760 x 3685	17	180	10%		
K-270	2760 x 2300	10	113			
K-271	2760 x 2300	10	113			
K-272	2760 x 2300	10	113			
K-273	2760 x 2300	10	113			
K-274	2760 x 2300	10	113			
K-275	2760 x 2300	10	113			
K-276	2760 x 2300	10	113			
K-277	2760 x 2525	12	126	10%		
K-278	2640 x 2525	12	127			
K-279	2640 x 2300	12	127			
K-280	2640 x 2300	12	127			
K-281	2640 x 2300	12	127			
K-282	2640 x 2300	12	127			
K-283	2640 x 2300	12	127			
K-284	2640 x 2300	12	127			
K-285	2640 x 2490	11	123			
K-286	2640 x 2750	13	145	10%		

UNIT NUMBER	DIMENSIONS	SUPER AREA		CORNER	ATRIUM	ROAD FACING
		SQM	SQFT			
K-301	2355 x 4185	18	189			
K-302	2640 x 4185	18	198			
K-303	2300 x 4185	16	174			
K-304	2300 x 4185	16	174			
K-305	2300 x 4185	16	174			
K-306	2300 x 4185	16	174			
K-307	2300 x 4185	16	174			
K-308	2300 x 4185	16	174			
K-309	2300 x 4185	16	174			
K-310	2300 x 4185	16	174			
K-311	2300 x 4185	16	174			
K-312	2300 x 4185	16	174			
K-312A	2300 x 4185	16	174			
K-314	2300 x 4185	16	174			
K-314A	2095 x 4185	15	158			
K-315	2355 x 4185	18	189			
K-316	6140 x 3500	34	363	10%		
K-317	6140 x 3450	34	368			
K-318	6140 x 2300	23	248			
K-319	6140 x 2300	23	248			
K-320	6140 x 2300	23	248			
K-321	6140 x 2250	23	249	10%	15%	
K-322	4115 x 2250	15	165	10%	15%	
K-323	4115 x 2300	15	165			
K-324	4115 x 2300	15	165			
K-325	4115 x 2300	15	165			
K-326	4115 x 2300	15	165			
K-327	4115 x 2300	15	165			
K-328	4115 x 2250	15	165			
K-329	4115 x 2250	15	165			
K-330	4150 x 2300	15	165			
K-331	4150 x 2300	15	165			
K-332	4150 x 2300	15	165			
K-333	4150 x 2300	15	165			
K-334	4150 x 2300	15	165			
K-335	4115 x 2250	15	165	10%	15%	
K-336	3255 x 3215	17	185	10%	15%	
K-337	3255 x 2300	12	132			
K-338	3255 x 2300	12	132			

UNIT NUMBER	DIMENSIONS	SUPER AREA		CORNER	ATRIUM	ROAD FACING
		SQM	SQFT			
K-339	3255 x 2300	12	132			
K-340	3255 x 2300	12	132			
K-341	3255 x 3685	20	211	10%		
K-342	3255 x 3685	20	211	10%		
K-343	3255 x 2300	12	132			
K-344	3255 x 2300	12	132			
K-345	3255 x 2300	12	132			
K-346	3255 x 2300	12	132			
K-347	2355 x 3215	17	184	10%	15%	
K-348	2760 x 3215	15	158	10%	15%	
K-349	2760 x 2300	10	113			
K-350	2760 x 2300	10	113			
K-351	2760 x 2300	10	113			
K-352	2760 x 2300	10	113			
K-353	2760 x 3685	17	180	10%		
K-354	2760 x 2300	17	180	10%		
K-355	2760 x 2300	10	113			
K-356	2760 x 2300	10	113			
K-357	2760 x 2300	10	113			
K-358	2760 x 2300	10	113			
K-359	2760 x 3215	15	158	10%	15%	
K-360	2645 x 3205	15	157			
K-361	2645 x 2300	11	114			
K-362	2645 x 2300	11	114			
K-363	2645 x 2300	11	114			
K-364	2645 x 2490	11	123			
K-365	2355 x 2720	13	145			
C-01	2400 x 5945	24	303		15%	
C-01 A	3445 x 5975	31	408		15%	
C-02	3650 x 5975	35	454		15%	
C-03	2515 x 5975	24	317		15%	
C-04	2775 x 5975	27	343		15%	
C-05	3095 x 5975	30	347		15%	
C-06	2745 x 2185	10	124		15%	
C-07	2745 x 2015	9	115		15%	
C-08	2745 x 2015	9	115		15%	

UNIT NUMBER	DIMENSIONS	SUPER AREA		CORNER	ATRIUM	ROAD FACING
		SQM	SQFT			
AUDI 1	12765 x 22445				15%	
AUDI 2	119					

DELIVERED AND ONGOING PROJECTS

HILL VIEW GARDEN BHIWADI



Bhiwadi | Area 795459.6 Sq.ft. | Delivered

THD Garden BHIWADI



Bhiwadi | 375093.10 Sq.ft. | Delivered

STATUS RESIDENCY BHIWADI



Tapukara | 105381.4 Sq.ft.. | Delivered

TREHAN DELIGHT RESIDENCES BHIWADI
Incredible family homes



Tapukara | 179427.80 Sq.ft. | Delivered

अपना घर शालीमार



Alwar | 3272826.49 Sq ft | Delivered

THD Royal Court



Neemrana | 285439.75 Sq.ft. | Delivered

TREHAN AMRIT KALASH APNA GHAR SHALIMAR LUXURY RESIDENCES



Alwar | 4835.64 SQ. Sq.ft. | U/Construction

T

TREHAN VILASA CITY NEEMRANA



Neemrana | 700 Plots | New Project

TREHAN VIVANTA BHIWADI



Tapukara | 1100 Flats | New Project

33 YEARS OF EXCELLENCE

15

OVER 15 MILLIONS Sq. Ft. DELIVERED

16

16 PROJECTS COMPLETED

13000

13000 HOMES DELIVERED

55000

15000 HAPPY RESIDENTS

T

TREHAN LUXURY FLOORS
Creating Communities Since 1989



Gurugram | 700 Luxury Floors Delivered



Invest in Your Future

Site Address: Urban Square Galleria Mall, Apna Ghar Shalimar, Alwar - Tijara Road, Alwar - 301001. RERA No. RAJ/P/2019/1031.

Registered Office: 641P, SECTOR 38, GURUGRAM, HARYANA, 122018

www.thdindia.com | www.rera.rajasthan.gov.in

Disclaimer

All figures given are based on indicative references. The company doesn't take any responsibility about the completeness, reliability and accuracy of the information.
Any action taken upon the data/figures given is strictly on user's risk or discretion.