



No. P50500028015
 No. P50500027971
 No. P50500028000



महालक्ष्मी नगर ३६

Land of plenty Land of Opportunity...!



MAHALAXMI

INFRACON


— a tradition of trust —

Office : – N-103,104, Laxmivihar Apartment,
 Beside Hotel Airport Center Point, Wardha Road,
 Somalwada, Nagpur-440025.

Email : mahalaxmidevelopers14@gmail.com
 Website : www.mahalaxmidevelopers.net



Contact For Enquiry



This brochure is purely a conceptual presentation and not a legal offering. The promoters reserve the right to alter or make any changes in the elevation, plans and specifications as deemed fit.

Design @ Helix design studio- 9730921314





ABOUT

A Step Towards Abundance And Peaceful Living:

Mahalaxmi Nagar 16 is pushing the boundaries and redefining the private community living sprawling across 40 Acres at Mouza Kotewada, Nagpur. Mahalaxmi Nagar 16 is the brainchild of extensive research on community-living, conceived keeping in mind all the elements needed for joyful, peaceful and sustainable living. With abundant greenery, luxury premium villas that make you feel like royalty, variety of parks for all age groups and interests, wellness and recreational facilities, extensive luxurious amenities and state-of-the-art infrastructure, you will feel at home immediately at Mahalaxmi Nagar 16. It is a place for your kids, loved ones and family to blossom into their best, and to cherish life with an everlasting feeling of togetherness with hundreds of community members. Let your imagination expand its horizon with endless possibilities at Mahalaxmi Nagar 16.



Happiness is wide open spaces to chase your dreams...



Jogger's Park

Sport Area

Kids Park

Mass Garden



Sector - 1

No. P50500028015



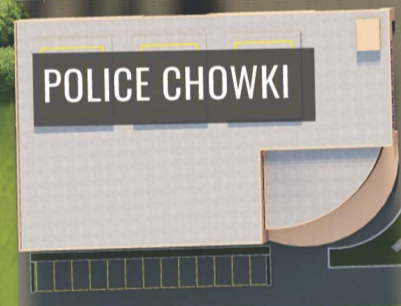
Sector - 2

No. P50500027971



Sector - 3

No. P50500028000



Mahalaxmi Nagar-10



Sector - 1

PLOT. NO	PLOT SIZE				NET AREA IN SQ.M.		AREA IN SQ.FT.		
	A	B	E						
1			13.162	X	16.145	212.500	2287.35		
2T07			10.000	X	16.145	161.450	1737.84		
8	1/2	X	9.169	+	10.643	9.906	159.932	1721.50	
9	1/2	X	8.462	+	9.831	9.147	15.000	137.198	1476.79
10 TO 17			8.500	X	15.000	127.500	1372.41		
18	1/2	X	16.913	+	12.647	14.780	15.000	212.090	2282.93
19	1/2	X	12.647	+	8.368	10.508	15.000	148.003	1593.10
20 TO 27			8.500	X	15.000	127.500	1372.41		
28	1/2	X	9.831	+	11.200	10.516	15.000	157.733	1697.83
29	1/2	X	8.121	+	9.490	8.806	15.000	132.083	1421.74
30 & 31			8.500	X	15.000	127.500	1372.41		
32 & 33			7.000	X	15.000	105.000	1130.22		
34 & 35			7.250	X	15.000	108.750	1170.58		
36 & 37			8.500	X	15.000	127.500	1372.41		
38	1/2	X	14.851	+	11.724	13.288	15.000	189.703	2041.96
39	1/2	X	11.724	+	8.597	10.161	15.000	142.798	1537.07
40 & 41			8.500	X	15.000	127.500	1372.41		
42 & 43			7.250	X	15.000	108.750	1170.58		
44 & 45			7.000	X	15.000	105.000	1130.22		
46 & 47			8.500	X	15.000	127.500	1372.41		
48	1/2	X	9.490	+	10.859	10.175	15.000	152.618	1642.78
49	1/2	X	8.000	+	9.208	8.604	15.000	129.060	1389.20
50 & 51			8.500	X	15.000	127.500	1372.41		
52 TO 54			7.500	X	15.000	112.500	1210.95		
55			8.500	X	15.000	127.500	1372.41		
56			9.000	X	15.000	135.000	1453.14		
57	1/2	X	15.901	+	12.774	14.338	15.000	205.453	2211.49
58	1/2	X	12.774	+	9.464	11.119	15.000	157.175	1691.83
59			9.000	X	15.000	135.000	1453.14		
60			8.500	X	15.000	127.500	1372.41		
61 TO 63			7.500	X	15.000	112.500	1210.95		
64 & 65			8.500	X	15.000	127.500	1372.41		
66	1/2	X	9.208	+	10.355	9.782	15.000	146.723	1579.32
67	1/2	X	8.243	+	9.390	8.817	15.000	132.248	1423.51
68 TO 74			6.500	X	15.000	97.500	1049.49		
75			7.000	X	15.000	105.000	1130.22		
76	1/2	X	15.071	+	11.944	13.508	15.000	193.003	2077.48
77	1/2	X	11.944	+	8.966	10.455	15.000	147.215	1584.62
78			7.000	X	15.000	105.000	1130.22		
79 TO 85			6.500	X	15.000	97.500	1049.49		
86	1/2	X	9.390	+	10.537	9.964	15.000	149.453	1608.71
87	1/2	X	9.295	+	10.442	9.869	15.000	148.028	1593.37
88 TO 91			6.500	X	15.000	97.500	1049.49		
92			6.750	X	15.000	101.250	1089.85		
93 & 94			7.000	X	15.000	105.000	1130.22		
95	1/2	X	14.964	+	11.934	13.449	15.000	192.125	2068.03
96	1/2	X	11.934	+	8.776	10.355	15.000	145.715	1568.47
97 & 98			7.000	X	15.000	105.000	1130.22		
99			6.750	X	15.000	101.250	1089.85		
100 TO 103			6.500	X	15.000	97.500	1049.49		
104	1/2	X	10.442	+	11.589	11.016	15.000	165.233	1778.56
105	1/2	X	8.351	+	9.748	9.050	15.000	135.743	1461.13
106 & 110			7.000	X	15.000	105.000	1130.22		
111			7.500	X	15.000	112.500	1210.95		
112	1/2	X	15.092	+	11.934	13.513	15.000	193.085	2078.36
113	1/2	X	11.934	+	8.623	10.279	15.000	144.568	1556.12
114			7.500	X	15.000	112.500	1210.95		
115 TO 119			7.000	X	15.000	105.000	1130.22		
120	1/2	X	9.748	+	11.144	10.446	15.000	156.690	1686.61
121	1/2	X	9.253	+	11.371	10.312	17.200	177.366	1909.16
122 TO 125			9.250	X	17.200	159.100	1712.55		
126	1/2	X	14.850	+	10.843	12.847	17.200	211.350	2274.97

Sector - 2

PLOT. NO	PLOT SIZE				NET AREA IN SQ.M.		AREA IN SQ.FT.			
	A	B	E							
1	1/2	X	15.338	+	14.500	14.919	X	18.000	260.822	2807.48
2				+		10.500	X	18.000	189.000	2034.39
3 TO 12				+		10.000	X	18.000	180.000	1937.52
13	1/2	X	9.979	+	10.22	10.101	X	18.000	181.809	1956.99
14	1/2	X	10.138	+	9.95	10.045	X	15.000	150.675	1621.86
15 TO 18				+		7.00	X	15.000	105.000	1130.22
19 TO 27				+		9.00	X	15.000	135.000	1453.14
28	1/2	X	17.000	+	17.709	17.3545	X	15.000	252.598	2718.96
29	1/2	X	17.709	+	18.408	18.0585	X	15.000	263.158	2832.63
30 & 38				+		9.000	X	15.000	135.000	1453.14
39 TO 42				+		7.000	X	15.000	105.000	1130.22
43	1/2	X	9.952	+	9.767	9.860	X	15.000	147.893	1591.92
44	1/2	X	9.662	+	9.497	9.5795	X	15.000	143.693	1546.71
45 to 48				+		7.00	X	15.000	105.000	1130.22
49 TO 56				+		9.000	X	15.000	135.000	1453.14
57				+		10.500	X	15.000	157.500	1695.33
58	1/2	X	17.344	+	18.053	17.699	X	15.000	257.758	2774.50
59	1/2	X	18.053	+	18.751	18.402	X	15.000	268.310	2888.08
60				+		10.500	X	15.000	157.500	1695.33
61 TO 68				+		9.000	X	15.000	135.000	1453.14
69 TO 72				+		7.000	X	15.000	105.000	1130.22
73	1/2	X	9.497	+	9.332	9.415	X	15.000	141.218	1520.07
74	1/2	X	12.734	+	12.549	12.642	X	15.000	189.623	2041.10
75 TO 84				+		7.500	X	15.000	112.500	1210.95
85				+		10.000	X	15.000	150.000	1630.22
86 & 87				+		10.500	X	15.000	157.500	1695.33
88	1/2	X	18.708	+	17.75	18.227	X	15.000	265.685	2859.83
89	1/2	X	17.746	+	16.76	17.254	X	15.000	251.083	2702.65
90 & 91				+		10.500	X	15.000	157.500	1695.33
92				+		10.000	X	15.000	150.000	1614.6
93 TO 102				+		7.500	X	15.000	112.500	1210.95
103	1/2	X	12.549	+	12.282	12.416	X	15.000	186.233	2004.61
104	1/2	X	11.070	+	10.805	10.9375	X	2.787	162.444	1748.54
105 TO 115				+		10.805	X	12.213		
116 & 117				+		7.000	X	15.000	105.000	1130.22
118				+		9.000	X	15.000	135.000	1453.14
119	1/2	X	18.149	+	17.186	17.668	X	15.000	257.293	2769.50
120	1/2	X	15.186	+	13.998	14.592	X	18.115	256.614	2762.19
121 TO 122				+		10.500	X	18.115	190.208	2047.39
123 TO 131				+		9.500	X	18.115	172.093	1852.40
132				+		10.805	X	18.115	195.733	2106.87
133	1/2	X	29.682	+	30.328	30.005	X	12.000	360.060	3875.68
134	1/2	X	29.682	+	28.870	29.276	X	12.000	351.312	3781.52
135	1/2	X	28.870	+	28.091	28.4805	X	11.500	327.526	3525.48
136	1/2	X	28.091	+	27.313	27.702	X	11.500	318.573	3429.11
137	1/2	X	27.313	+	26.568	26.9405	X	11.000	296.346	3189.86
138	1/2	X	26.568	+	25.824	26.196	X	11.000	288.156	3101.71
139	1/2	X	25.824	+	25.147	25.4855	X	10.000	254.855	2743.25
140	1/2	X	25.147	+	24.436	24.7915	X	10.500	260.311	2801.98
141	1/2	X	24.436	+	23.760	24.098	X	10.000	240.980	2593.90
142	1/2	X	23.760	+	23.083	23.4215	X	10.000	234.215	2521.09
143	1/2	X	23.083	+	22.406	22.7445	X	10.000	227.445	2448.21
144	1/2	X	22.406	+	21.729	22.0675	X	10.000	220.675	2375.34
145	1/2	X	8.998	+	8.729	8.8635	X	23.159		
	1/2	X	4.811	+	4.765	4.788	X	21.640	390.205	4200.16
	1/2	X	5.621	+	2.679	4.150	X	21.456		
146	1/2	X	11.612	+	9.929	9.500	X	23.317	213.792	2301.25

Sector - 2

PLOT. NO	PLOT SIZE				NET AREA IN SQ.M.		AREA IN SQ.FT.			
	A	B	E							
147 TO 156			7.500	X	16.000	120.000	1291.68			
157			9.000	X	16.000	144.000	1550.01			
158			10.000	X	16.000	160.000	1722.24			
159			10.000	X	16.000	152.280	1639.14			
160			9.658	X	16.000	146.808	1580.24			
161 to 172			9.000	X	16.000	144.000	1550.01			
173			10.500	X	16.000	168.000	1808.35			
174	1/2	X	15.450	+	16.935	16.1925	X	16.000	251.360	2705.63
175	1/2	X	17.328	+	16.935	17.1315	X	4.238	268.678	2892.04
	1/2	X	17.328	+	17.325	17.3265	X	11.762		
176			10.500	X	16.000	168.000	1808.00			
177 to 188			9.000	X	16.000	144.000	1550.01			
189			9.658	X	16.000	146.808	1580.24			
190			10.000	X	16.000	152.280	1639.14			
191			10.000	X	16.000	160.000	1722.24			
192										

A to Z Legend



ABOUT AMENITIES

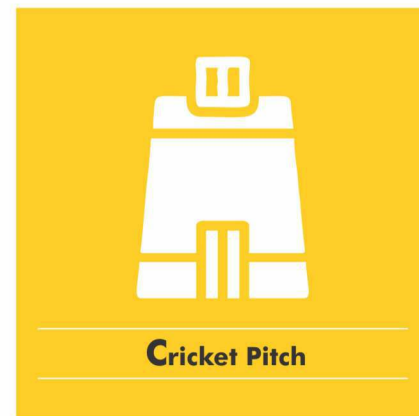
*A luxurious living, simply lyrical
Leaves you enchanted and affinitive*




Amenities Space



Basket Ball



Cricket Pitch




Drainage




Entrance Deck & Garden



Football Court



Grandparents Park



High Mask Streetlight Pole

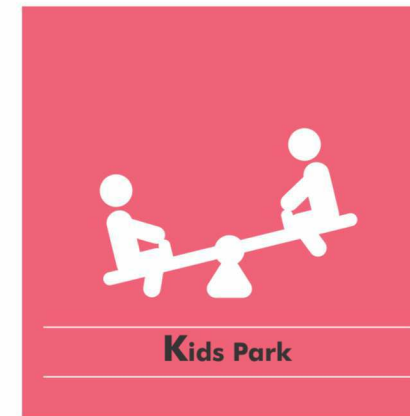


Internal Cement Concrete Road



Jogger's Park

A clear title and immediate registration sets the ball rolling smoothly for you to become part of this exciting venture. Street lights lining the roads, avenue plantation with attractively laid out footpaths beauty of the walkways and jogging track, fully landscaped parks, Basketball and volleyball court, all connections to each plot, rainwater harvesting pits, underground drainage and electricity connection give this completely secured venture (compound wall with solar fencing) a pleasing aura. Surrounded by prestigious projects, this venture will provide a pollution-free environment amidst sylvan settings. No one can go away from here without getting enchanted by this exquisitely developed venture.



Kids Park




Long Sports Park



Maze Garden



Next Phase Development



Open Space Compound Wall



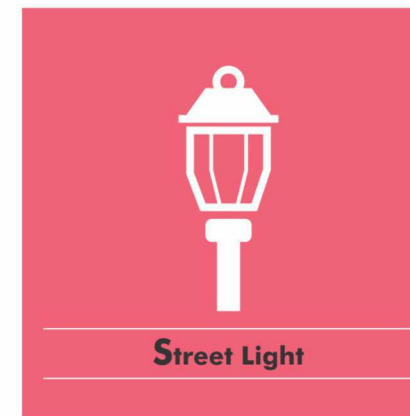
**Pollution Control
Sewage Treatment Plant**



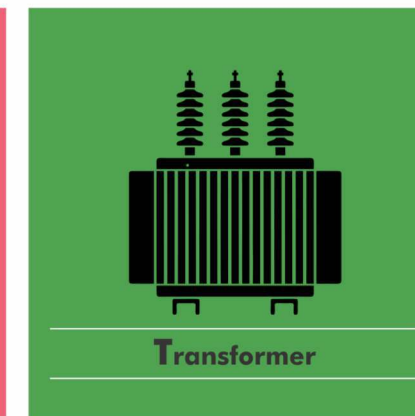
Quite And Calm Area




Rain Harvesting



Street Light



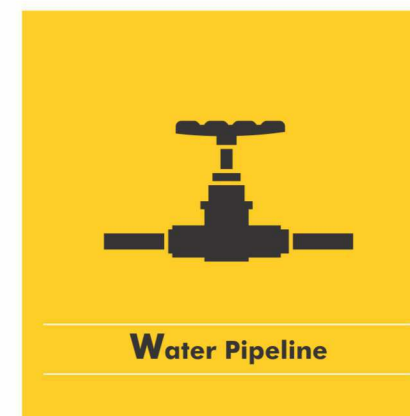
Transformer




Underground Electric Network



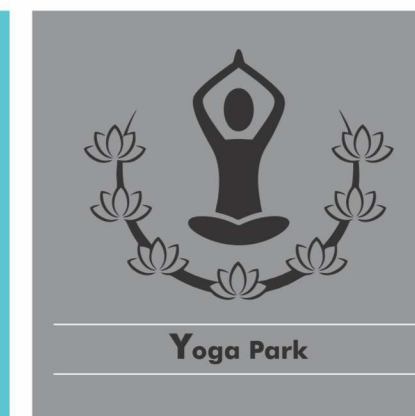
Volley Ball Court




Water Pipeline



Meditation Center



Yoga Park

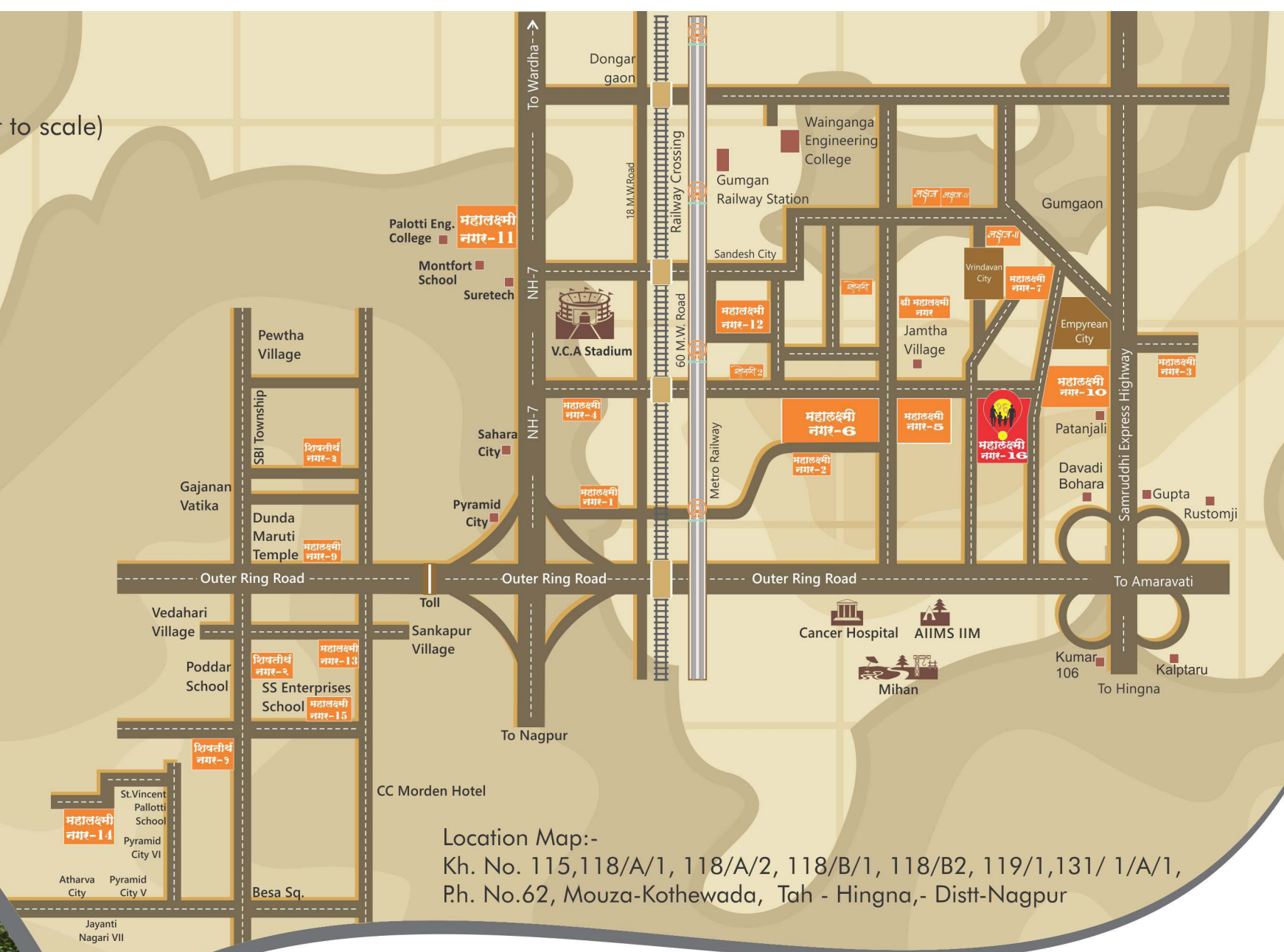


Zig Zag Paver Block

Happiness is your dream plot
blissfully encased in nature

Presenting Mahalaxmi Infracon plotted development at Nagpur
Imagine a dream plot of land to call your own,
It's the kind of life you can start building for your future!

Location Map (not to scale)



Location Map:-
Kh. No. 115,118/A/1, 118/A/2, 118/B/1, 118/B2, 119/1,131/ 1/A/1,
Ph. No.62, Mouza-Kothewada, Tah - Hingna,- Distt-Nagpur

In Close Proximity To:

- WORK 
- SCHOOL 
- COLLEGE 
- LIFESTYLE 
- HIGHWAY 
- HOSPITAL 
- SPORTS 
- PETROL PUMP 

It all revolves around the proximity your home offers. Ease of access to your daily activities make your life an easy and smart ride. Mahalaxmi Nagar-16 is your dream address to experience the best of comfort and connectivity. Conveniently located in an upscale locale of Kothewada, near Hingna, Mahalaxmi Nagar-16 is closer to the everyday action. Be it work or school, fun or leisure, it's just a matter of a short drive or stroll. Commute smartly around your abode at Mahalaxmi Nagar-16.

