



Key Plan




To live is to be free !

Happy Home's

CAPITAL LIFE

Capitalize on your present life and make it better!




**There are many who build houses.
Only a few build homes.**



ISO 9001 : 2008
ISO 14001 : 2004

www.happyhomegroup.co.in
email : info@happyhomegroup.co.in



Happy Home's
**CAPITAL
LIFE**

Lets you live with a better meaning...

Specifications

PRODUCT

RCC Frame Structure
Structure Design as per IS code Considering Last Earthquake

FLOOR GUIDES

| | |
|--|--------------------------|
| No. of Floor | :12 |
| Floor Height | :10' |
| Flat per each Floor | :2 Flat |
| Bungalow / Pent House in each Building | :2 Bungalow / Pent House |
| Total No. of Unit in Campus | 80 |
| Total No. of unit in Tower | 20 |
| No. of Tower | 4 |

FLAT TYPES

| | |
|------------|---|
| 4 BHK Flat | 2925 sq.ft. |
| Bungalow | 5550 sq.ft. |
| Pent House | 4870 + 680 sq.ft.Terrace (5210 sq.ft.) |

PENT HOUSE

11th & 12th floor Combine floor with DOUBLE HEIGHT Living Room, PENT HOUSE type with 5BHK + 1 HOME THEATRE
+ 2 Balcony + 2 Servant Room + 4 Car Allotted Parking

BUNGALOW

1st & 2nd floor Sandwich floor with DOUBLE HEIGHT Living Room BUNGALOW type with 6BHK + 1 HOME THEATRE + 1 Family Seating + 2 Balcony + 2 Servant Room + 4 Car Allotted Parking

PARKING

3 - Car Allotted for Flat
4 - Car Allotted for Pent House / Bungalow

FRESHER ZONE

AC Gym with Latest Equipment & Trainer
Sculpture in Water Body
Jogging Track
Luscious Gardening Developed by Landscape Architect
Lily Pond

AC INDOOR GAME

Table Tennis
Card / Carom / Chess
Pool
Air Hockey

CULTURAL PURPOSE

AC Banquet Hall with Stage and 1 Change Room with Attached Toilet also with Kitchen
Music System in Common area at Ground level

OUTDOOR GAME

Multipurpose Court (Volleyball / Badminton)
Skating Ring
Cricket Pitch with Net

KID'S ZONE

Kid's Play area
Children Park
Sand Pit

OUTDOOR SEATING

Senior Citizen Seating
Gazebo Seating
Lotus Body

CAMPUS

AC Reception 600 sq.ft. with Latest design concept
Public Address System in Campus & Floor
70 % Area kept Open
52' Distance between each Tower
Huge 10000 sq.ft. Central Park as per Landscape Architect Design
Bus Pick-up stand

GENERAL

Garbage Shaft in Wash area of each Flat for Garbage Collection at Ground level
Fire Safety as per GDCR Norms
Airport NDC for Height Permission
Occupancy Certificate from SMC
N.A. Land with Resident Zone in SMC T.P. Scheme
Individual Registered Sale deed

SECURITY & COMMUNICATION

CCTV
Audio Communication from Flat to Flat & Guard to Flat
Day-Night Security
Wi-Fi

ELECTRICAL SYSTEM

ISI std. Switches (Havells / Anchor / Equivalent company)
Copper Wiring
AC, TV, Tel Point in all Bed Rooms & Hall
Oven, Purifier, Mixture pt. in Kitchen
Flour Mill pt. at Store, W/M pt. at Wash

PLUMBING SYSTEM

Centrally Plumbing
Kohler / Jaquar Equi. std. Cock Fitting
Exhaust Fan in Toilet
Shower Panel in 1-Toilet
4 Jet Nozzle in one Toilet

ELEVATOR

Std Co. 8 Passengers 2. Lift in each Building
Auto Collective
Electronic Digital System
Speed. 1M/sec
Kone / Johnson / Equivalent Brands
S.S. Door with sensor

POWER BACK UP PROVISION

Silent Gas Generator
(10 pt in Flat, 16 pt in Pent House & Bungalow)
Parking Light, Lift, Water Pump, Common Passage and
All Common Amenities

WATER SUPPLY

Under Ground Water Tank : 2,00,000 ltr.(SMC Water) for Campus
Over Head Water Tank :20,000 ltr.(Bore Well Water)
1 Bore well in Campus
Sweet Water Supply by Pressure Pump in Building

INTERNAL UNIT FINISHES

FLOORING : Imported Vitrified flooring in Hall-Dining-Kitchen,
Balcony-Puja-Foyer & Bed Rooms
also Wooden Flooring in one Master Bed Room

KITCHEN PLATFORM : Granite Top 15' Length

SINK : Double Bowled Sink with Drain Board

DOOR/WINDOW FRAME : All four sides with Granite

WINDOW : Aluminum Section Anodize Coat with Reflective Glass

DOOR : Main Decorative and other Flush Door

STORE FINISHES : Granite Reck, Granamite dedo

TOILET FINISHES : Granamite in Wall & Floor with

Interior Designer Concept
American std. / ROCA Eq. Brand
Ceramics / Vessels

HARDWARE : S S Hardware Fittings
Kich / Arches / ISI Equivalent Brands

INTERIOR EXTRA FACILITIES

5 Split Ac in 4 BHK Flat

8 Split Ac in Pent House / Bungalow

Acrylic white Lapi finish

EXTERNAL BLDG FINISHES

PLASTER : 2 Coat Sand Face Mala Plaster

COLOUR : Textured & 2 Coat Colour

WATER PROOF : 1 Coat Roda Proofing & 1 Coat Cement Slurry with
China Mosaic floor to Prevent
extra Heat at top floor

MARGINS & PARKING : RCC Road & Kota Stone floor with provision of
Block Strip for Future Maintenance, Store Room
and Driver Seating in each Building, Guard Room
and Toilet in each Building

MAIN ENTRANCE GATE

50 ft. Extra wide Well Designed Entrance
Most Modern Concept Architectural Designer Gate with Security Cabin
Land Scaping & Compound Wall
Layout to get Maximum Utilize of Space

PROPOSED GOVERNMENT PROJECT

SMC Garden
High-Tech Knowledge Park
Nodel Center
Knowledge Hub
Community Center & Auditorium

CLOSE PROXIMITY TO

Vegetable Market
Shopping Center
Religious Belt
Banking Facility
Petrol Pump
Science Center
Restaurant & Fast Food Center

NEAR RELIGIOUS BELT

Rani Sati Temple at Citilight
Shiv Temple at Agrasen Bhavan
Radha Krishna / Ramdarbar at Premprakash Ashram, Nr. Ashok Pan House
Saibaba Temple at Canal Road
Gayatri Temple at New Citilight
Khatu Shyam Temple at VIP Road

NR. EDUCATION HUB

Agrawal School, SVNIT
S G University, Mahavir College of Eng.
Experimental School
L P Savani School
DRB College
G.D.Goenka International School at Canal Road

ROAD CONNECTIVITY

New Citilight Road
Canal Green Citilight Road
Easy access from Citilight Road & BRTS Canal Corridor
3 min. drive from Parle Point / Ghoddod Road.
2 min. drive from Agrasen Bhavan / Terapanth Bhavan / Maheshwari Bhavan
1 min. drive from Anuvrat Dwar Citilight
7 min. drive from Domestic Airport
5 min. drive from Textile Market
7 min. drive from Diamond Market
12 min. drive from Apparel / Garment Park & SEZ
7 min. drive from Ichchhapur Jewellery Park

VASTU SHASTRA

Direction of Flat as per Vastu Shastra Consideration
Each Flats Main Entrance towards :- East / West
Kitchen :- Agni Corner
Master Bed Room :- South West (Nerutya) Corner
Reception Main Entrance :- East / West

Condition

- GEB (3 ph. Meter) Charges, SMC Taxes, SMC Ic (Incremental contribution) Charges, Gas Line, Grill, Society maintenance, Society Formation, Legal documents, Legal file changes, GST / Ser. Tax, Vat beared by purchaser
- Cheque / DD to be issued in favour of " Happy Home Corporation " payable @ Surat. Out Station cheque shall not be accepted.
- Continuous default payments leads to be cancellation.
- Internal / External Changes are NOT PERMITTED during or after completion of the scheme.
- If any changes in Rules, Regulation & by laws to any SMC / Government act during & After completion of Project It's bounded to all Members.
- Super built-up area 42%.

Helping you soothe your soul...



About Capital Life...

Mankind today is lost in maintaining work-life balance and is stuck with mounting tension due to an inflexible lifestyle. He needs a home which can give him love, care and affection other than the amenities and luxuries which can soothe his soul and make him forget his worries.

Capital Life is an initiative to enrich your lifestyle. Welcome to a world which can fulfill your materialistic desires and also appeal to the soul. Capital Life helps you sail smoothly through your life amidst turns, slopes, hurdles, and adversities.

This initiative can bring your dreams to life and can transform your lifestyle for the good. It is a place which has sprawling constructions, green exterior, planned amenities and pure, unpolluted air. This is the closest one can witness paradise on earth!



Luxurious and beautiful buildings...
with a promising hint of excellence!

50' wide most modern concept Architectural Designer Gate with Security cabin,
Water falls and Landscaping with Designer Compound Wall

Amenities

This is your own personal space where you can relax, play, roam around, jog, run and idle your leisure time away!



Jogging Track



Indoor Games



Children Park



Sculpture in water body



Central Park Entry



Gymnasium



Outdoor Games



Sit out



There is always room at the top...
and we have room for everyone!



FLAT

FLAT

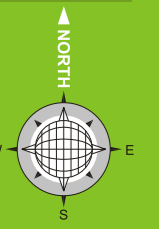
4 BHK Flat
2925 sq.ft. S.B.A.
1696.50 sq.ft. C.A.



FURNITURE LAYOUT

DIMENSIONS LAYOUT

TYPICAL FLOOR PLAN
(3rd TO 10th Floor)



Bungalow / Pent House

BUNGLOW / PENT HOUSE

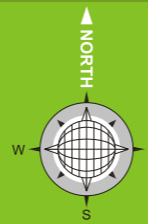


5 BHK Pent House + Home Theatre
4870 + 680 sq.ft. Open Terrace (5210 sq.ft.)

6 BHK Bungalow + Home Theatre
5550 sq.ft.



1st and 11th Floor Plan



2nd Floor Plan



12th Floor Plan

Pent House

Bungalow



Lily Pond

Away from din and stress... a place wrapt in innocence!



Club House



CLUB PLAN



Ground Floor Plan



Capital Life can help convert the small letters in your life to long CAPITALS...
This is the lifestyle you were wishing for...



Entry
Entrance
Exit

