

AMARANTHUS
villas

And Amor



Look out to the bright sky, the eternal sunshine and let your dreams take a beautiful form as you sit sipping your morning cup of tea. Let the birds render great music and let your heartbeats quicken with the joy of each morning!

AMARANTHUS
villas



When I look below from so far above,
I don't see things small or insignificant
but a wonderful *vast universe of my home!*

AMARANTHUS
villas



Look for something, find something else,
and realize that what you've found is
more suited to your needs than what you thought
you were looking for. Serendipity.

AMARANTHUS
villas



wide well finish internal road with light

secured & gated community

video door phone

pleasant sit outs

entrance gate with security cabins


paved inner roads



AMARANTHUS
villas



Gymnasium



Indoor sports



children play area




jogging track



senior citizen sit-outs



spacious & landscaped party lawn



AMARANTHUS
villas

Ground Floor



First Floor



Second Floor



Individual Unit Plans

Ground Floor

| | | |
|----|----------------|---------------|
| 1 | ENTRANCE PORCH | 8'5"X6'10" |
| 2 | DRAWING ROOM | 12'0" X 17'0" |
| 3 | VERANDAH | 13'6" X5'0" |
| 4 | GARDEN | 19'116"X5'8" |
| 5 | WATER BODY | 7'1"X7'6" |
| 6 | VESTIBULE | 10'8"X7'6" |
| 7 | PUJA | - |
| 8 | DINING | 17'8"X13'5" |
| 9 | G. TOILET | 7'3"X5'4" |
| 10 | BEDROOM-1 | 13'0"X12'6" |
| 11 | KITCHEN | 10'0"X12'6" |
| 12 | STORE | 5'4"X4'11" |
| 13 | KITCHEN YARD | 13'7"X9'7" |
| 14 | GARDEN | 17'9"X9'7" |
| 15 | COURT | 7'1"X10'3" |
| 16 | PARKING | 15'2"X18'0" |

First Floor

| | | |
|---|-----------------|---------------|
| 1 | LAUNGE | 14'5"X13'5" |
| 2 | MASTER BEDROOM | 12'0" X 17'0" |
| 3 | VARANDAH | 12'0" X 4'3" |
| 4 | DRESS/TOILET | 8'0" X10'7" |
| 5 | LAUNGE | 7'8"X3'4" |
| 6 | SKY LIGHT BELOW | - |
| 7 | BEDROOM-2 | 14'0"X12'6" |
| 8 | DRESS/TOILET | 9'0"X8'6" |
| 9 | LINEN STORE | 9'0"X4'0" |

Second Floor

| | | |
|---|-----------------|--------------|
| 1 | BEDROOM-3 | 14'0"X16'5" |
| 2 | DRESS/TOILET | 9'0" X 12'6" |
| 3 | TERRACE | 12'0" X27'3" |
| 4 | SKY LIGHT BELOW | - |
| 5 | SPLASH POOL | 5'11"X6'6" |

AMARANTHUS
villas

Ground Floor



INTERNAL ROAD

First Floor



Second Floor



Twin Unit - Type 1

Ground Floor

| | | |
|----|----------------|----------------|
| 1 | ENTRANCE PORCH | 11'6" X 4'6" |
| 2 | VESTIBULE | 7'4" X 8'4" |
| 3 | DRAWING ROOM | 12'5" X 18'0" |
| 4 | VERANDAH | 13'2" X 6'0" |
| 5 | GARDEN | 21'1" X 12'5" |
| 6 | WATER BODY | 7'1" X 7'7" |
| 7 | DINING | 18'8" X 13'11" |
| 8 | PUJA | - |
| 9 | G. TOILET | 7'8" X 5'4" |
| 10 | BEDROOM-1 | 13'5" X 14'0" |
| 11 | KITCHEN | 10'6" X 14'0" |
| 12 | STORE | 5'7" X 4'10" |
| 13 | KITCHEN YARD | 14'3" X 7'2" |
| 14 | GARDEN | 18'3" X 21'11" |
| 15 | COURT | 7'1" X 10'9" |
| 16 | PARKING | 11'6" X 21'5" |

First Floor

| | | |
|---|----------------|----------------|
| 1 | LAUNGE | 15'5" X 13'11" |
| 2 | MASTER BEDROOM | 12'5" X 18'0" |
| 3 | VERANDAH | 12'5" X 5'3" |
| 4 | DRESS | 11'6" X 6'0" |
| 5 | TOILET | 11'6" X 11'3" |
| 6 | COURT | 6'1" X 6'1" |
| 7 | BEDROOM-2 | 15'4" X 14'0" |
| 8 | DRESS/TOILET | 9'0" X 9'7" |
| 9 | LINEN STORE | 9'0" X 4'0" |

Second Floor

| | | |
|---|--------------|----------------|
| 1 | BEDROOM-3 | 15'4" X 17'11" |
| 2 | DRESS/TOILET | 9'0" X 14'0" |
| 3 | TERRACE | 12'0" X 28'9" |
| 4 | SPLASH POOL | 6'8" X 5'0" |
| 5 | PLANTER | - |

AMARANTHUS
villas

Ground Floor



First Floor



Second Floor



Twin Unit - Type 2

Ground Floor

| | | |
|----|----------------|----------------|
| 1 | ENTRANCE PORCH | 8'8" X 6'0" |
| 2 | VESTIBULE | 8'8" X 7'7" |
| 3 | DRAWING ROOM | 12'0" X 18'0" |
| 4 | VERANDAH | 12'9" X 6'0" |
| 5 | GARDEN | 19'11" X 9'4" |
| 6 | WATER BODY | 7'1" X 6'10" |
| 7 | DINING | 15'4" X 10'0" |
| 8 | PUJA | - |
| 9 | G. TOILET | 5'0" X 7'3" |
| 10 | BEDROOM-1 | 11'0" X 12'10" |
| 11 | KITCHEN | 10'0" X 14'0" |
| 12 | STORE | 5'8" X 4'10" |
| 13 | KITCHEN YARD | 11'8" X 9'7" |
| 14 | GARDEN | 17'8" X 9'7" |
| 15 | COURT | 7'1" X 14'8" |
| 16 | PARKING | 8'8" X 20'1" |

First Floor

| | | |
|---|----------------|----------------|
| 1 | LAUNGE | 12'5" X 13'11" |
| 2 | MASTER BEDROOM | 12'0" X 18'0" |
| 3 | VARANDAH | 12'0" X 5'3" |
| 4 | DRESS/TOILET | 9'0" X 10'11" |
| 5 | COURT | 8'8" X 4'0" |
| 6 | BEDROOM-2 | 13'0" X 14'0" |
| 7 | DRESS/TOILET | 8'0" X 14'0" |
| 8 | LINEN STORE | 7'10" X 3'10" |

Second Floor

| | | |
|---|---------------------------------|----------------|
| 1 | MULTI-FUNCTIONAL AREA/GYMNASIUM | 15'4" X 13'11" |
| 2 | BEDROOM-3 | 13'0" X 14'0" |
| 3 | DRESS/TOILET | 8'0" X 10'3" |
| 4 | COURT | 8'8" X 3'4" |
| 5 | TERRACE | 12'0" X 18'0" |
| 6 | SPLASH POOL | 4'8" X 7'6" |

AMARANTHUS
villas



specification

Parking

Paved parking

Doors & Windows

Veneer finish polished wooden doors and all windows with fully glazed aluminum windows.

Water supply

Each unit has individual over head water tank.

Plaster & Paints

External double coat with tippani plaster with acrylic paint and internal mala plaster with wall care putty.

Termite Treatment

Anti termite treatment to entire construction area as pest control measure.

Kitchen

Exclusive Granite Platform with S.S. Sink and designer glazed tiles dado up to lintel level

Electrification

Concealed electrification with copper ISI wires, cables and accessories. Adequate points as per architectural drawing.


Toilet & Plumbing

Designer glazed tiles dado up to lintel level with high range designer vessels & fosses Jaguar or equivalent fittings

Waterproofing

Water proofing of standard materials in all toilets and terrace.
China - mosaic on terrace,

AMARANTHUS
villas



Notes

| Torrent/GEB Charges, legal charges, stamp duty, AMC charges, deposits & other govt. charges shall be separately paid by the members.

| Maintenance advance should be paid separately.

| Only internal changes shall be allowed with prior permission and shall be charged extra.

| Dimensions design & specifications reserved with the project consultant, which shall be binding for all the members.

| Any additional liabilities due to change in the by laws shall borne by members.

| All right reserved with the organizer to make any changes in the scheme & all the members shall abide by the same.

| This brochure is not to be treated as part of the document & is for as display of the project.

| Subject to Jurisdiction. Service Tax, any addition Charges, taxes, cess or duties levied by the Government / local Authorities Prior. During or after the completion of the scheme will be born by the purchaser.

AMARANTHUS villas

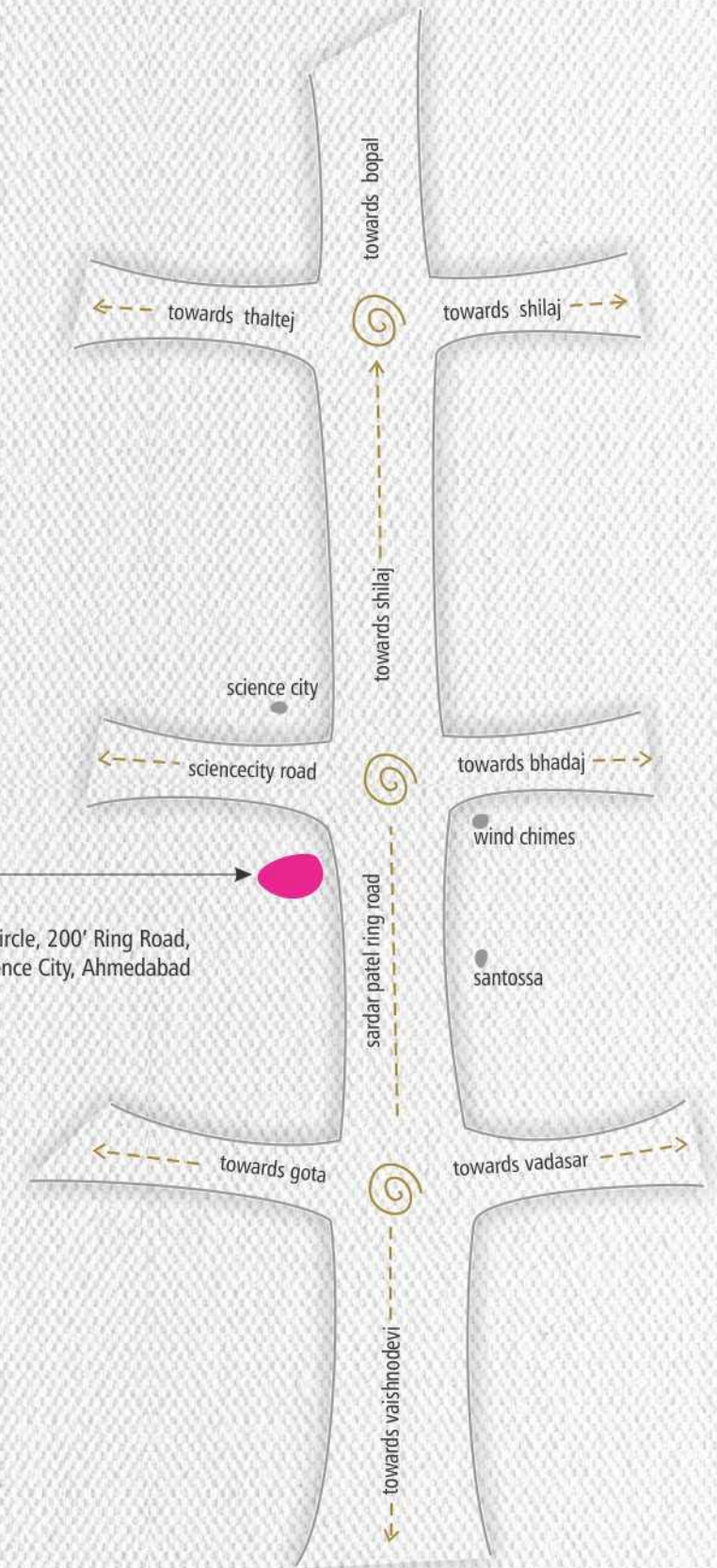
By
paghadi | associates

Contact +91 98799 63206 | 9727578787

Architect **Apurva Amin Architects**
 Structure engineer **Bhoomi Consultant**
 Electric consultant **Trance Energy**
 Utility consultant **Equva Utility design & management pvt. ltd**
 landscaping **Apurva Amin Architects**

bright impressions | 98250.15175




Science City Circle, 200' Ring Road,
 Science City, Ahmedabad



1800 M WIDE ROAD



Layout Plan

-  TYPE-1
Twin unit - 26
-  TYPE-2
Twin unit - 10
-  TYPE-3
Indi.unit - 12



| Plot | Sq. YD. |
|------|---------|
| 1 | 534.00 |
| 2 | 553.00 |
| 3 | 579.00 |
| 4 | 605.00 |
| 5 | 631.00 |
| 6 | 720.00 |
| 7 | 470.00 |
| 8 | 395.00 |
| 9 | 395.00 |
| 10 | 391.00 |
| 11 | 391.00 |
| 12 | 395.00 |
| 13 | 395.00 |
| 14 | 470.00 |
| 15 | 470.00 |
| 16 | 395.00 |

| Plot | Sq. YD. |
|------|---------|
| 17 | 395.00 |
| 18 | 391.00 |
| 19 | 391.00 |
| 20 | 395.00 |
| 21 | 395.00 |
| 22 | 471.00 |
| 23 | 471.00 |
| 24 | 395.00 |
| 25 | 395.00 |
| 26 | 391.00 |
| 27 | 430.00 |
| 28 | 354.00 |
| 29 | 354.00 |
| 30 | 355.00 |
| 31 | 355.00 |
| 32 | 355.00 |

| Plot | Sq. YD. |
|------|---------|
| 33 | 356.00 |
| 34 | 356.00 |
| 35 | 357.00 |
| 36 | 524.00 |
| 37 | 417.00 |
| 38 | 421.00 |
| 39 | 421.00 |
| 40 | 421.00 |
| 41 | 421.00 |
| 42 | 421.00 |
| 43 | 421.00 |
| 44 | 421.00 |
| 45 | 421.00 |
| 46 | 421.00 |
| 47 | 421.00 |
| 48 | 508.00 |

TOTAL 20810.00

AMARANTHUS
villas

20807.00

