



Smart Living. On every count. Right from location to the detailed smart features that come along with it. Engineers Paradise is an offering of smart homes located at Guntur in a highly developed precinct nestled close to some the best Area of Guntur

LOCATION PLAN



PROMOTERS

SOHAN CONSTRUCTIONS

Ph : 9666001277, 9666001288

E-mail : sohanconstructions@gmail.com, Web : www.sohanconstructions.com




Architects
SHREYA STRUCTURES
Cell : 9052345577

Structural Engineer
P. SRINIVASA RAO
M.E.

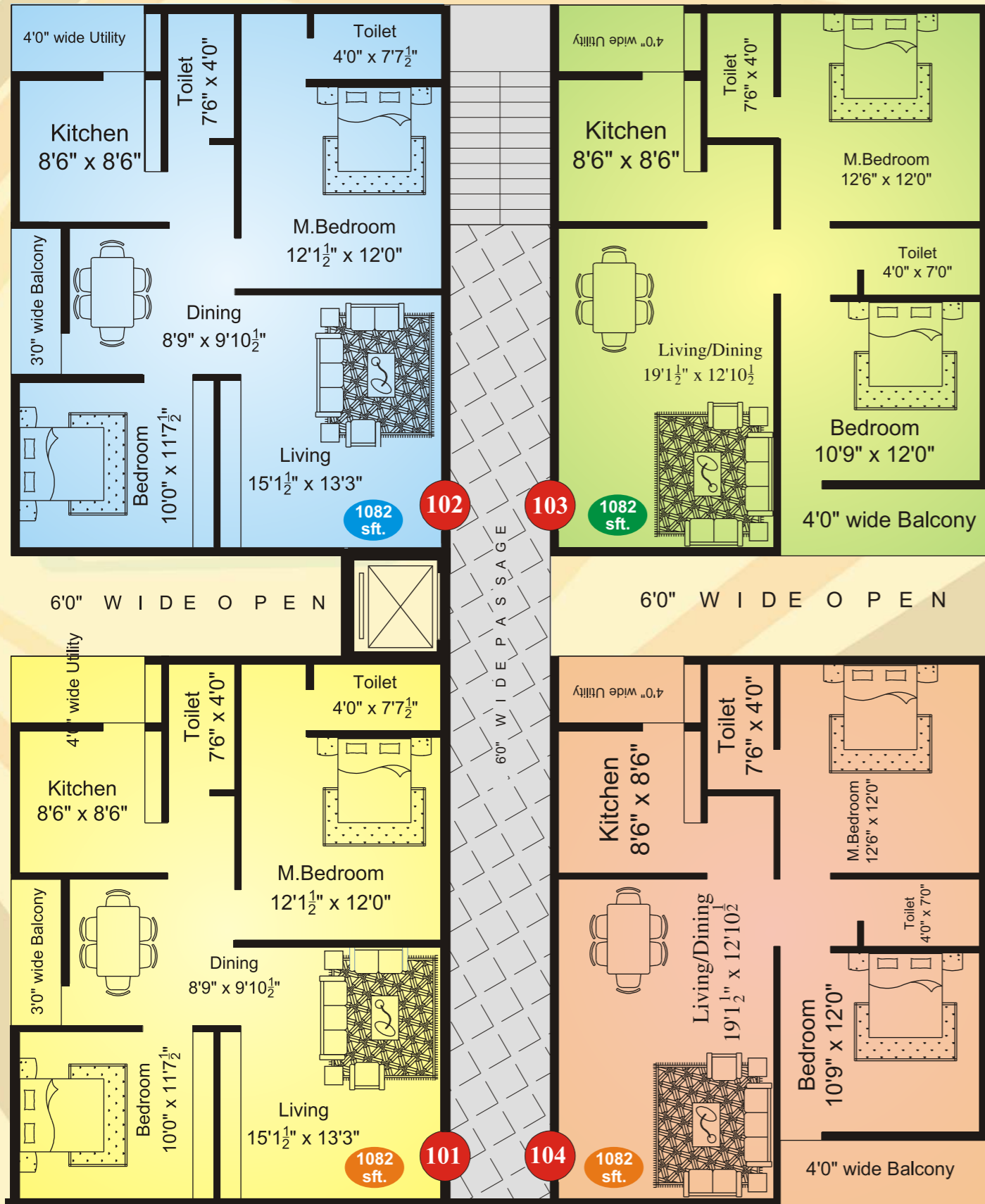
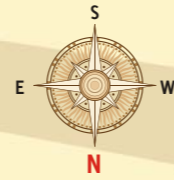
Note: 1) Charges for Registration, Car Parking, Electricity, Transformer, Sales Tax, Service Tax, UGD or any other taxes are extra
2) This brochure is purely conceptual and not a legal offering. The promoters reserve the right to make changes in elevations, fit. Measurements shown are subject to variations, actual measurement on the site will be final binding.

Engineers Paradise



BE A OWNER

LAYOUT PLAN



SPECIFICATIONS

General	: Unique architectural concept blending the ancient science of Vaasthu with modern day living.
	: Usage of standard brand materials in Construction
	: Structural analysis based on Soil Test by Soil Mechanic Experts.
	: Anti termite in all seven stages of construction.
	: Anti Corrosive Treatment for all MS Grills
	: Completion of project in stipulated time
	: Maximum Cross Ventilation for all Flats
	: As per New G.O. (N. B .C norms)
Structure	: RCC Framed Structure to resist seismic forces and wild wind Loads.
	Framed structure on footing over hard stratea with plinth beams for extra safety.
Walls	: Brick Masonry walls with clay burnt in Cement Mortar (1:6)
Doors/windows	: Main Door Teak Wood, remaining Doors with country wood, Window frames and shutters with teak wood along with Iron Grills.
Ward-Robe	: Provision for ward robe in all bed rooms and living room.
Kitchen	: Granite Platform with stainless steel sink and glazed tiles dado up to 2' height.
Toilet	: Ceramic tile flooring and concept tiles on walls EWC, IWC, Washbasin (white colour) of parryware make and other standard C.P. Fixtures Glazed tiles dado up to 6' height.
Pluming	: latest CPVC PLUMBING SYSTEMS (Astral or Ajay).
Flooring	: Vitrified Tiles (2' x 2'') floor with 4" skirting of Johnson or Morbonite plane colours.
Electrical	: Concealed copper wiring with A.C. point in Master Bed room, Geyser point in one toilet, one T.V., and Telephone point in hall and necessary points in other rooms with ISI modular switches of Pointer or Legrand company wire of Finolex make.
Painting	: Birla white for all walls and Enamel painting for doors and windows emulsion paints for external walls, putty with plastic emulsion paints for internal walls.
Ceiling	: pop ceiling will be provided.
LIFT	: high speed elevator of standard make will be provided.
Water Supply	: Ground water through bore well with sufficient storage tanks.
Extra's	: Electrical connection and Service meter charges etc., , House Tax, Assessment,

SALIENT FEATURES

