



Luxury Redefined

Victorian

E M P I R E





A Project by



SDC
Cementing Relations
Brick by Brick

Location Plan



SAND DUNE CONSTRUCTION (P) LTD.

AN ISO 9001 Company

Reg. Office : A-8, Shyam Nagar, Jaipur Ph. : 2293395
Adm. Office : ASHIYANA D-29, Shanti Path, Patrakar Colony, Jaipur Ph. : 2623443
Fax : 91-141-2360482 • E-mail : group_sdc@yahoo.com • Visit us at : www.sdcjaipur.com
9829067650, 9314874679

Architect

Space Grid


C-49, Vidhya Apartment, Bapu Nagar, Jaipur
Ph.: 9314510603, 9314918766



Jaipur, the City of victory named after Maharaja Jai Singh, was intended to be one of the greatest city of its time unparalleled in beauty and design, built according to plan, it has the timeless landmarks - Jantar Mantar, Hawamahal, Amber, Jaigarh, Nahargarh fort, City Palace, Albert Hall, Jal Mahal etc.

The city of Jaipur, known for its richness in tradition and heritage is modernizing on phenomenal scale.  takes pride in being part of this change.



Witnessing this change  group has contributed to it by developing several residential and commercial buildings in various parts of Jaipur and making its costumers utmost satisfied and giving value for the money they spend.

Keeping up with the tradition  now proudly presents a premium residential Complex in Adarsh Nagar, Jaipur.

Victorian
E M P I R E

By the blessings of God SDC is proud to illustrate the following completed and ongoing projects



Karan Heights
Tonk Road, Jaipur



Golden Palm
Tilak Nagar, Jaipur



Golden Rainbow
C-Scheme, Jaipur



Golden Enclave
Bani Park, Jaipur



Create a cozy and warm atmosphere and see the positive energy flow unlimited in your house that takes you to a new level of not just physical but mental comfort as well.



A house made of concrete is translated into a home where people care for each other, loved one and all & respect the feeling of everyone. All this is a perfect recipe of a happy home.





Enjoy the togetherness,
wine and dine with
your family and
friends in the luxury of
your home makes
every movement of
your life a celebration.





SDC
Cementing Relations
Brick by Brick




Apartment Features


- Wonder Marble (R.K. Marble)/Wooden Flooring in Drawing and Dining area.
 - Premium Class flooring of Vitrified Tiles/Marble.
 - POP finish on wall & ceiling with cornices.
 - Acrylic Plastic paint on wall & ceiling.
 - Polish/Paint on doors & windows.
 - Windows having Glass panels/wire mesh panels with safety grills.
 - Tough ISI mark 30 mm flush doors.
 - Well designed main door of 30 mm thickness.
 - Brass fitting of good quality on doors & windows.
 - Wooden box wardrobe with shutters in each bedroom.
- Wood work :
- Black Granite working counters, SS sink
 - Modular Kitchen. • 2' tiles dado above the counter
 - Concealed Copper tubing for Gas line.
 - Geyser in Kitchen. • Separate Washing Area.
- Kitchen :
- Cubicle Shower with Panel in master bedroom.
 - Designer Spanish tile in toilet.
 - Premium C.P. Fitting of Jaguar and Crabtree.
 - Ceramic tiles in toilet up to 7' height on walls.
 - Anti-skid ceramic tiles on flooring.
 - Counter wash basin in master Bedroom toilet.
- Toilet :
- Jet in all Toilets. • C.P. Accessories in Toilets of premium brand.
- Security System
- Closed Circuit TV (in Entrance lobby/Parking area)
 - EPBX system • Well managed Security Service.
- Electrical :
- Modern electrical system with concealed Copper Wiring
 - Premium quality Switches & Accessories.
 - TV/Telephone/A.C./ Cooler points in all the rooms.
 - Power backup (Silent D.G. Set) for common service.
 - Geyser, Fan, Exhaust & Tubelite provided.
 - Decorative light in Drawing & Dining
- General Features :
- Well - designed Entrance foyer & Lobby area.
 - Earthquake resistant framed structure design as per Seismic Zone II
 - Appropriate fire fighting arrangements
 - Lift for fast & easy commuting.
 - Decorative washbasin in dinning area
 - 24 hour water supply through own tubewell.
 - Rain water harvesting system



TYPICAL FLOOR PLAN

2 BED ROOM OPTION



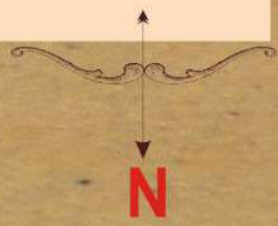
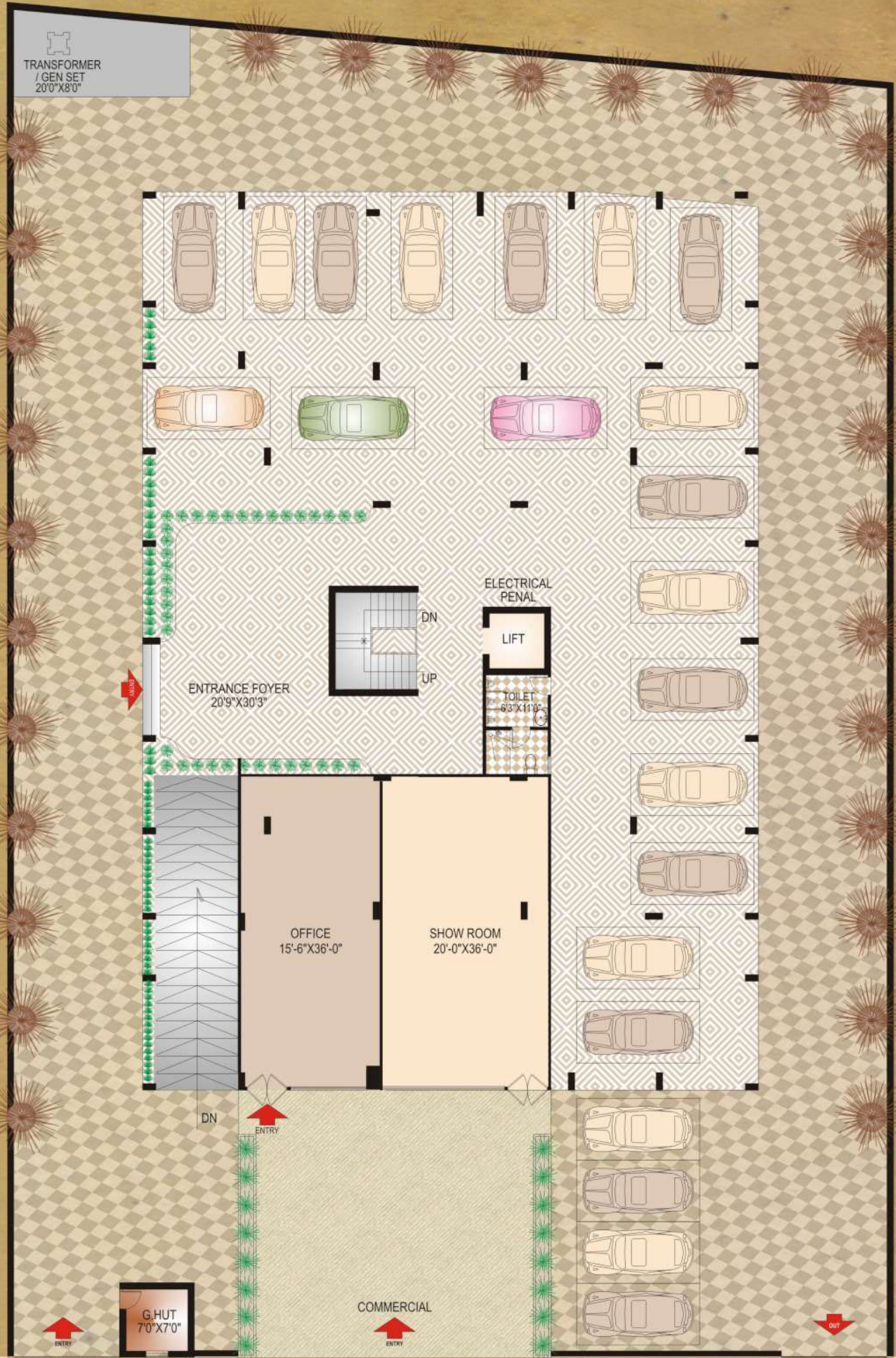


SDC

Cementing Relations
Brick by Brick



STILT FLOOR PLAN



TYPICAL FLOOR PLAN

3 BED ROOM OPTION

